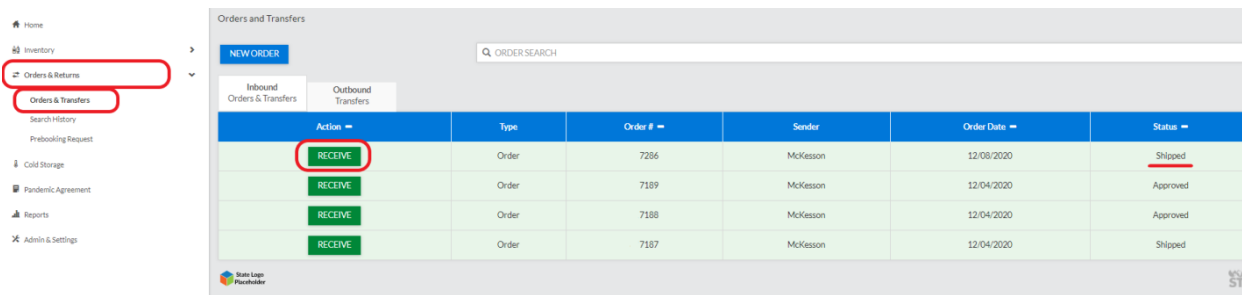


Log into VOMS using your impactSIIS username and password by

- Using the direct link to VOMS - <https://voms.ohioimpactsiis.org/>

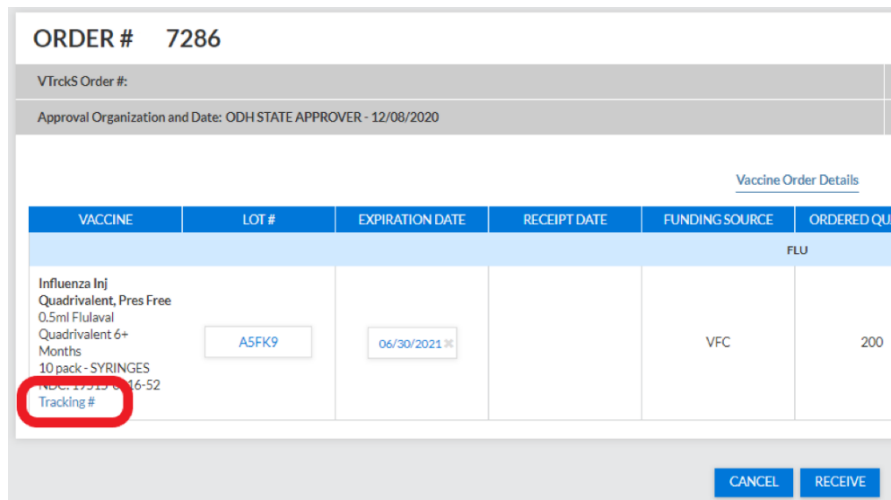
**OR**

- Log into Impact -> click on the **Inventory Management** tab -> click **VOMS 2.0** from the dropdown.



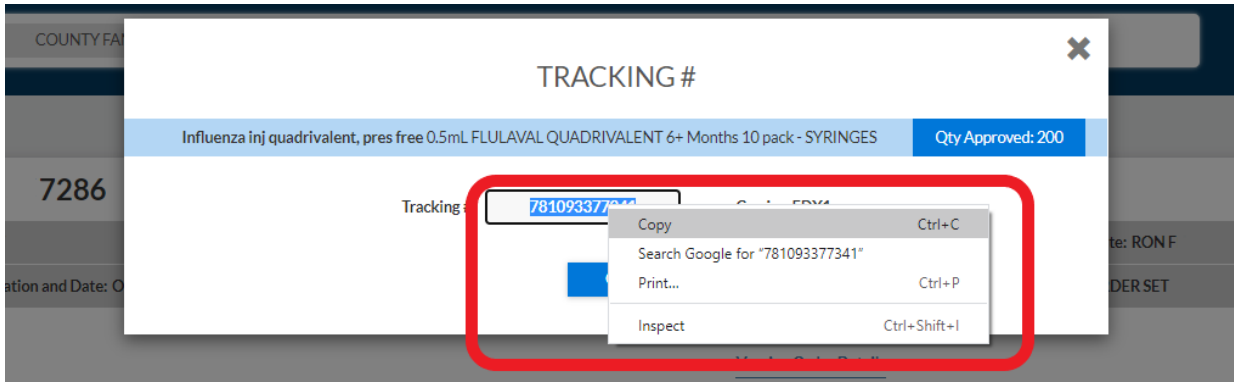
After logging into VOMS.

1. Click on the **Orders & Returns** tab.
2. Then click on **Orders & Transfers** from the dropdown.
  - Here you can view your current vaccine orders.
  - Orders in **Shipped Status** can be tracked.
3. To track an order, click on the **Receive** button on the shipped order.




This will populate the Order Details page.

4. Under the vaccine(s) listed, click the link labeled **Tracking#**.



This will generate a pop-up.

1. Copy the tracking number from the pop-up.
2. Paste and search this number using the Internet search engine of your choice.
3. After searching, select the FedEx link from the search engine.
4. You will now be on the delivery providers' tracking page for the corresponding order and be able to view the estimated delivery date.



All Maps Videos Images Shopping More Settings Tools

About 0 results (0.39 seconds)

**Track a package**  
7810-9337-7341

- Track via FEDEX** >
- Track via JAPAN POST >