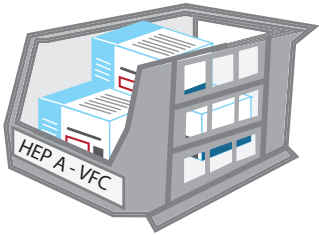


# Storage Best Practices for Refrigerated Vaccines—Celsius (C)

## 1 Unpack vaccines immediately



1. Place the vaccines in trays or uncovered containers for proper air flow.
2. Put vaccines that are first to expire in front.
3. Keep vaccines in original boxes with lids closed to prevent exposure to light.
4. Separate and label vaccines by type and public (VFC) or private.

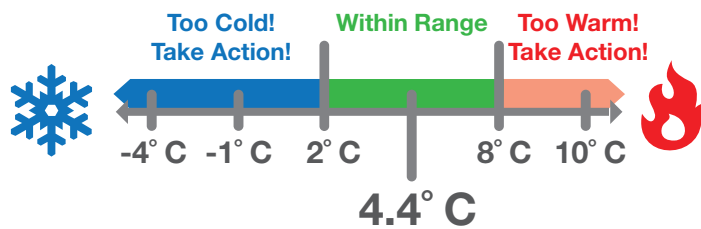
## 2 Store vaccine at ideal temperature: 4.4° C



**Never freeze refrigerated vaccine!**

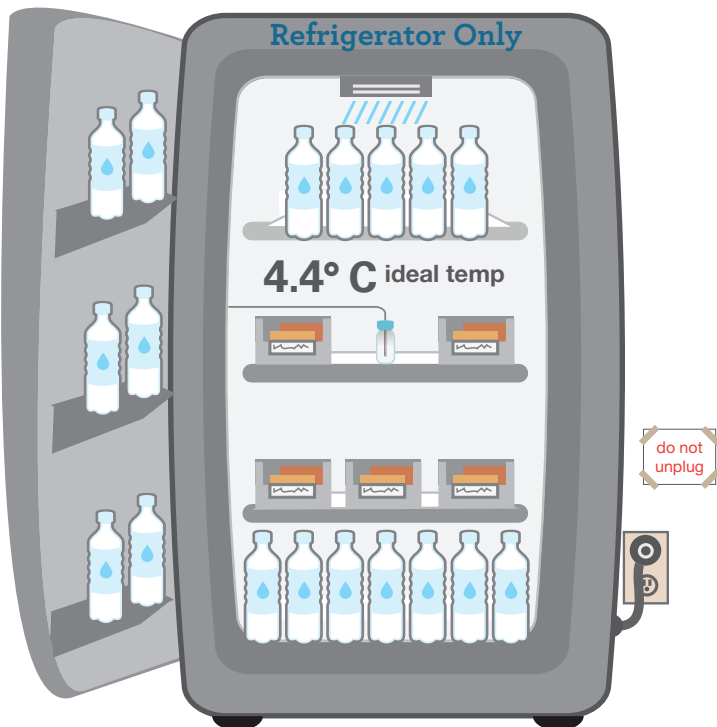
Exception: MMR can be stored in refrigerator or freezer

### Refrigerated Vaccine



**Report out-of-range temperatures immediately!**

## 3 Use vaccine storage best practices



### DO

- ✓ Do make sure the refrigerator door is closed!
- ✓ Do replace crisper bins with water bottles to help maintain consistent temperature.
- ✓ Do label water bottles "Do Not Drink."
- ✓ Do leave 2 to 3 inches between vaccine containers and refrigerator walls.
- ✓ Do post "Do Not Unplug" signs on refrigerator and near electrical outlet.

### DON'T

- ✗ Don't use dormitory-style refrigerator.
- ✗ Don't use top shelf for vaccine storage.
- ✗ Don't put food or beverages in refrigerator.
- ✗ Don't put vaccines on door shelves or on floor of refrigerator.
- ✗ Don't drink from or remove water bottles.



U.S. Department of Health and Human Services  
Centers for Disease Control and Prevention

Distributed by

Visit [www.cdc.gov/vaccines/SandH](http://www.cdc.gov/vaccines/SandH)  
or contact your state health department for more information.

CS243541-C Revision March 2017