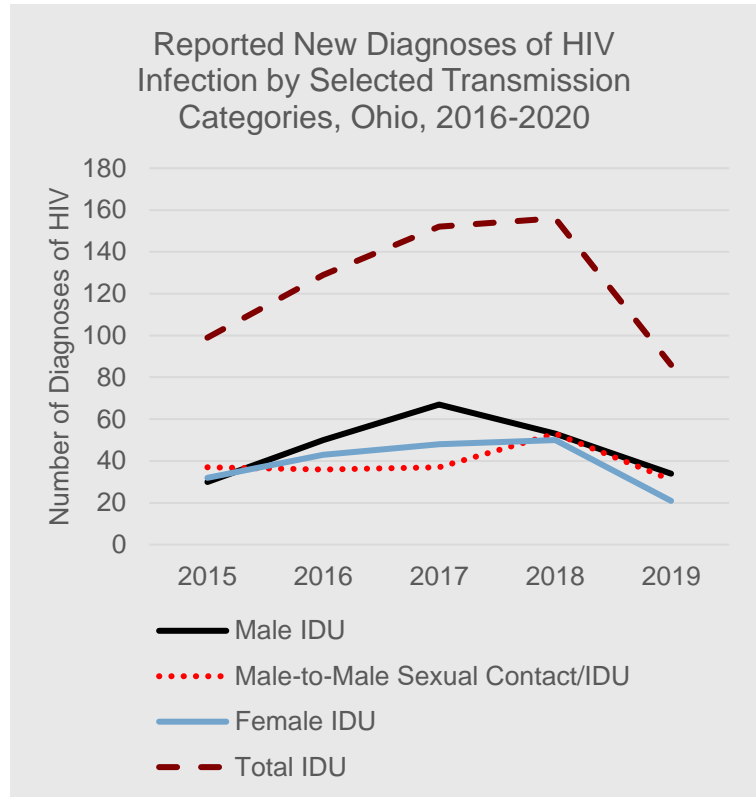


## Key Point

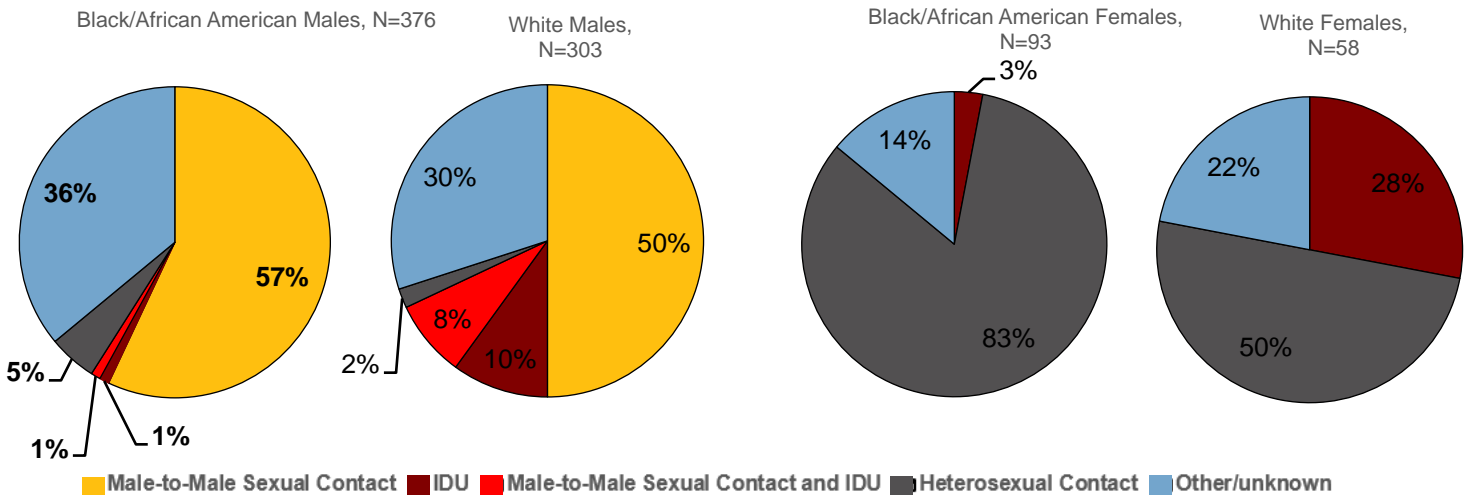
Ten percent of reported new diagnoses of HIV in 2020 in Ohio were among persons who inject drugs (PWIDs).

### Reported New Diagnoses of HIV Among Persons Who Inject Drugs in Ohio

- The Centers for Disease Control and Prevention (CDC) reported **36,398** people were **newly diagnosed** with an HIV infection in the **United States in 2019**. Of these, **2,481** (7%) were among **PWIDs**. An additional **1,457** (4%) new diagnoses were among persons reported with a transmission category of **male-to-male sexual contact/injection drug use**.<sup>1</sup>
- There were **897 new diagnoses of HIV** reported in **Ohio in 2020**. Of these, **10%** (n=86) were among **PWIDs** (defined as persons who inject drugs or persons reported with a transmission category of male-to-male sexual contact/injection drug use).
- Of new diagnoses of HIV among **PWIDs** in Ohio in 2020, **76%** (n=65) were among **males**, and **24%** (n=21) were among **females**.
- Of the 86 new diagnoses of HIV in Ohio in 2020 among PWIDs, **83%** (n=71) were among **white people** and **12%** (n=10) were among **Black/African American people**.



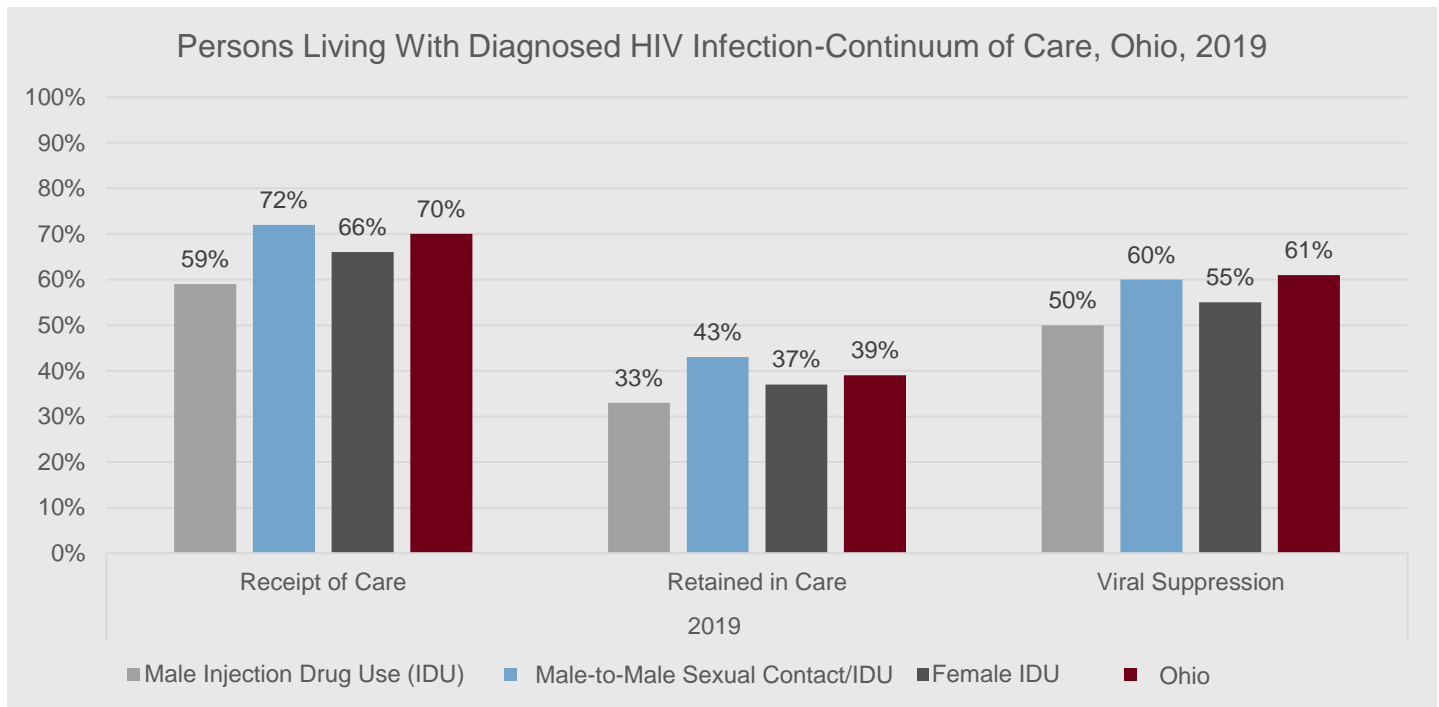
### % Reported New Diagnoses of HIV by Transmission Category, Selected Race/Ethnicity, and Sex at Birth, Ohio, 2020



<sup>1</sup>Source: Centers for Disease Control and Prevention. HIV Surveillance Report, 2019; vol.32. <http://www.cdc.gov/hiv/library/reports/hiv-surveillance.html>. Published May 2021. Accessed Sept. 30, 2021.

## Persons Who Inject Drugs Living With Diagnosed HIV in Ohio

- CDC reported **1,044,977** people living with diagnosed HIV in the **United States in 2019**. Of these, **67,603** (6%) were among **PWIDs**. An additional **56,719** persons are living with diagnosed HIV reported with a transmission category of **male-to-male sexual contact/injection drug use**.<sup>1</sup>
- There were **25,096** persons living with diagnosed HIV in **Ohio** at the end of **2020**. Of these, **10%** (n=2,489) were among **PWIDs**.
- Of **PWIDs** living with diagnosed HIV in Ohio at the end of 2019, **68%** were in **receipt of care**, **44%** were **retained in care**, and **53%** were **virally suppressed**.



**Explanation of Terms:**

- Diagnoses of HIV infection include persons with a diagnosis of HIV (not AIDS), a diagnosis of HIV and an AIDS diagnosis within 12 months (HIV & later AIDS), and concurrent diagnoses of HIV and AIDS (AIDS).
- Living with diagnosed HIV infection represents all persons ever diagnosed and reported with HIV or AIDS who have not been reported as having died as of Dec. 31, 2020. Persons living with diagnosed HIV infection represent persons living in Ohio as of Dec. 31, 2020, regardless of whether the person was a resident of Ohio at time of initial HIV and/or AIDS diagnosis.
- Receipt of Care: Having at least one CD4 and/or viral load (VL) test through the end of the following year. Retained in Care: Having at least two CD4 and/or VL tests at least three months apart through the end of the following year. Virally Suppressed: The most recent VL test in the following year was ≤200 copies/mL. Denominator: The number of persons aged ≥13 years living with HIV infection through the end of each year, and still living in Ohio at the end of the next year.
- Males and females refer to sex assigned at birth.
- In this data, race/ethnicity is presented using the following categories: American Indian/Alaska Native; Asian/Pacific Islander; Black/African American; Hispanic/Latino; white; and multi-race. Those of Hispanic/Latino descent are included in the Hispanic/Latino category, regardless of race. They are not included in a race category. Asian/Pacific Islander includes Native Hawaiians.
- Transmission categories are mutually exclusive, hierarchical categories defined by the CDC and system-calculated using sex at birth and risk factor history to determine mode of transmission. A person with multiple risks is only represented in the highest category based on the CDC hierarchical algorithm. Thus, transgender women are included in the male-to-male sexual contact transmission category if assigned male at birth and risk factor history indicates sex with males. Please note this is for the categorization of HIV transmission categories only and not to describe sexual orientation.
- Source: Ohio Department of Health, HIV Surveillance Program. Data reported through June 30, 2021.

<sup>1</sup>Source: Centers for Disease Control and Prevention. HIV Surveillance Report, 2019; vol.32. <http://www.cdc.gov/hiv/library/reports/hiv-surveillance.html>. Published May 2021. Accessed Sept. 30, 2021.