
QUARTER 4: 2024

Ohio Suicide Deaths:

Preliminary Data Summary

*2024 data is incomplete. Data presented through December 2024.



Department of
Health

Preliminary* Data Summary: Ohio Suicide Deaths

This preliminary data summary has been developed to provide recent trends in suicide deaths using preliminary 2024 vital statistics mortality data. This summary will be updated quarterly as additional mortality data for 2024 is received. The previously published [2023 Suicide Report](#) provides more detailed information about finalized data.

***2024 data is incomplete. Data presented through December 2024.**

Data Notes

Coroners have six months to complete death investigations and report death certificates. Therefore, valid state vital statistics data indicating cause of death for 2024 deaths is incomplete, most notably for recent months.

Mortality data in this summary comes from the Ohio Department of Health (ODH) Bureau of Vital Statistics. Analysis was conducted by the ODH Violence and Injury Epidemiology and Surveillance Section. Data presented below includes Ohio residents who died due to suicide (underlying cause of death International Classification of Diseases, Tenth Revision [ICD-10] codes X60-X84, Y87.0, *U03).

This data reflects new national standards used in the creation of race categories. Caution should be used when comparing data to that of previous reports using a different methodology to categorize race.

*2024 preliminary data was updated on July 1, 2025.

Quarterly Trends

FIGURE 1. Number of Suicide Deaths by Quarter, Ohio, 2020-2024*

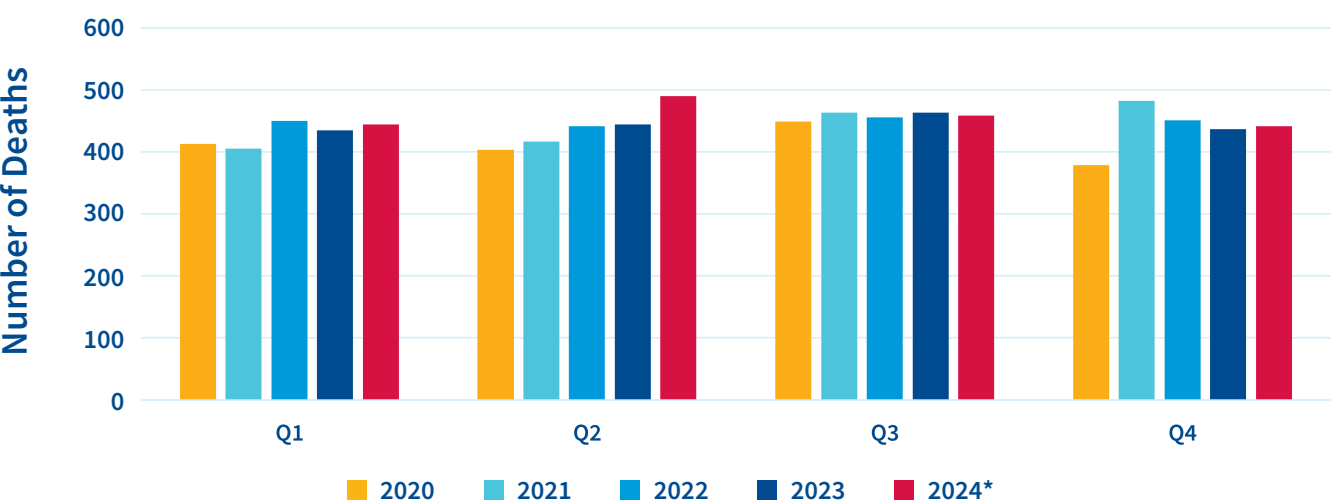


TABLE 1. Number of Suicide Deaths by Quarter, Ohio, 2020-2024*

Quarter	2020	2021	2022	2023	2024*
Q1	412	405	450	434	444
Q2	403	416	441	444	490
Q3	449	463	455	463	458
Q4	378	482	451	436	441
Total	1,642	1,766	1,797	1,777	1,833

FIGURE 2. Number of Suicide Deaths by Mechanism and Quarter, Ohio, 2022-2024*

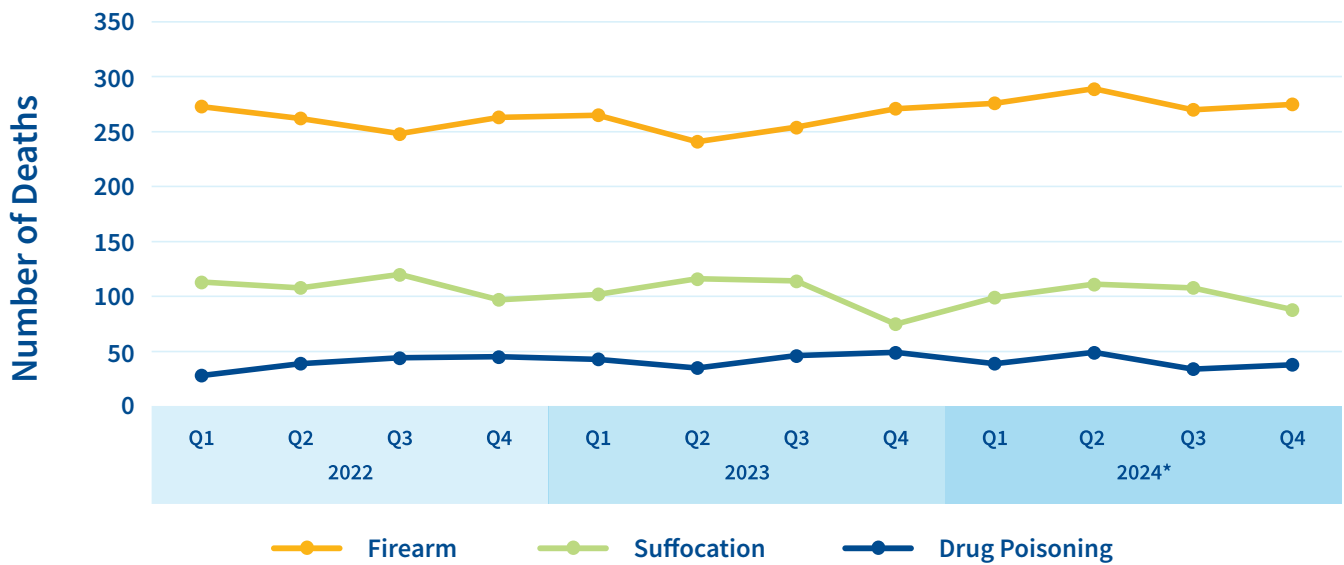


TABLE 2. Number of Suicide Deaths by Mechanism and Quarter, Ohio, 2022-2024*

Mechanism	2022				2023				2024*			
	Q1	Q2	Q3	Q4	Q1	Q2	Q3	Q4	Q1	Q2	Q3	Q4
Firearm	273	262	248	263	265	241	254	271	276	289	270	275
Suffocation	113	108	120	97	102	116	114	75	99	111	108	88
Drug Poisoning	28	39	44	45	43	35	46	49	39	49	34	38
Other	36	32	43	46	24	52	49	41	30	41	46	40
Total	450	441	455	451	434	444	463	436	444	490	458	441

FIGURE 3. Number of Suicide Deaths by Sex and Quarter, Ohio, 2022-2024*

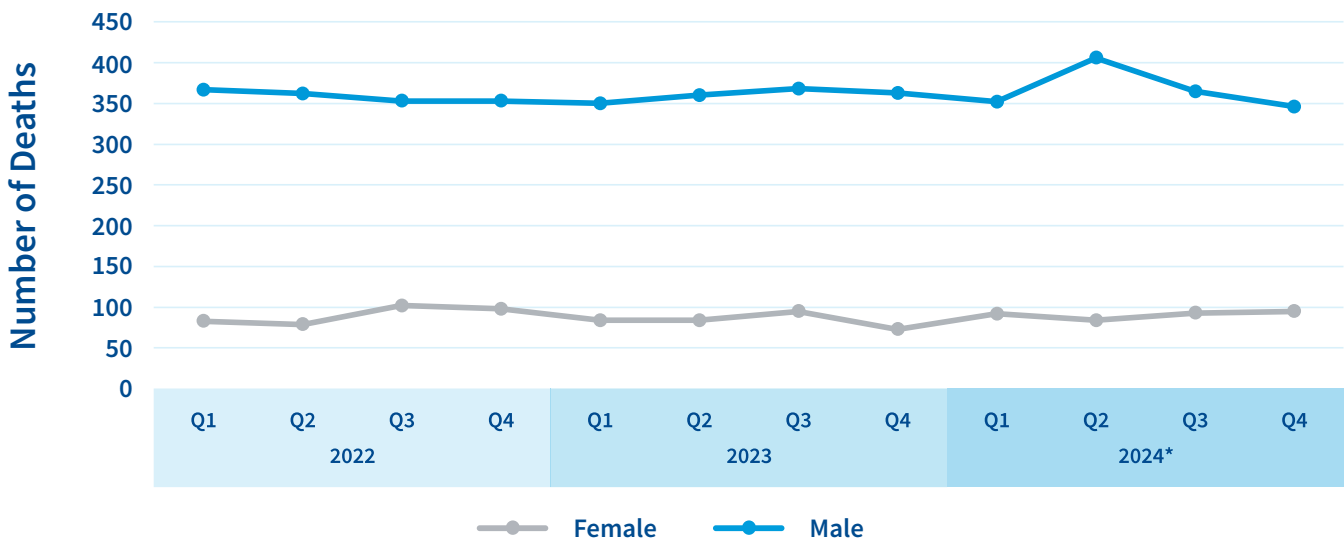


FIGURE 4. Number of Suicide Deaths Among the Black Non-Hispanic Population by Quarter, Ohio, 2022-2024*

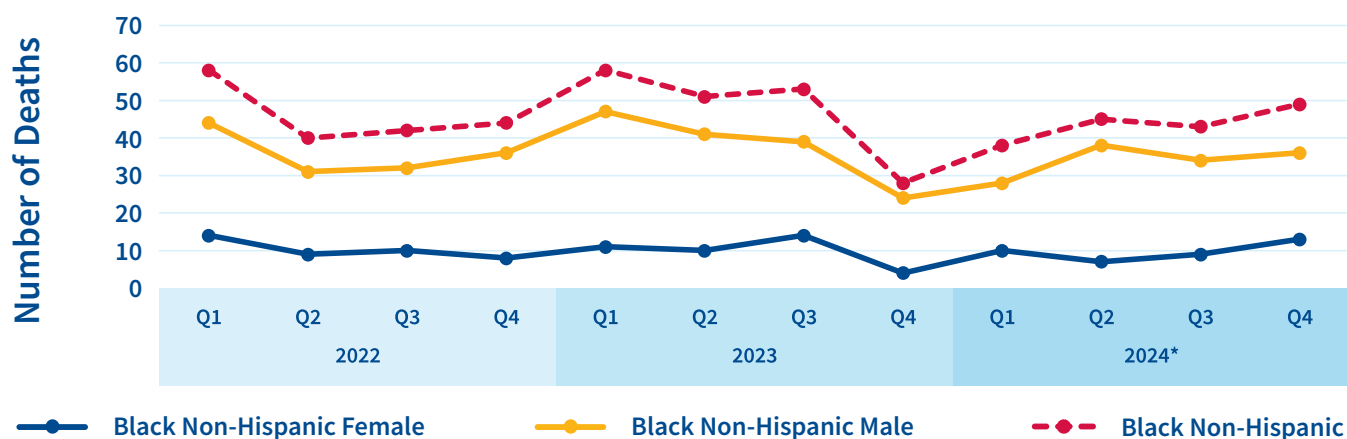


FIGURE 5. Number of Suicide Deaths Among the White Non-Hispanic Population by Quarter, Ohio, 2022-2024*

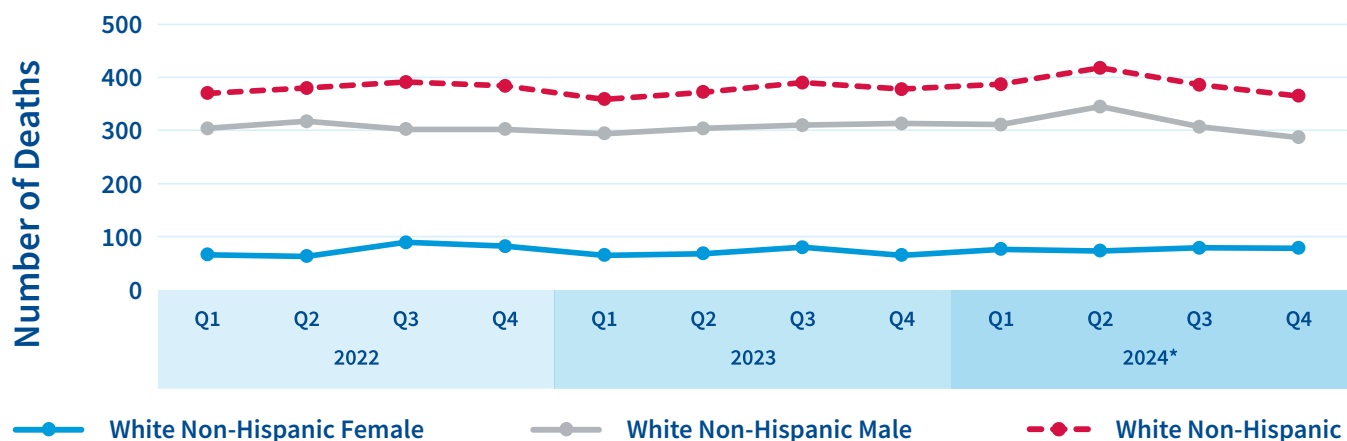


FIGURE 6. Number of Suicide Deaths Among the Hispanic Population by Quarter, Ohio, 2022-2024*

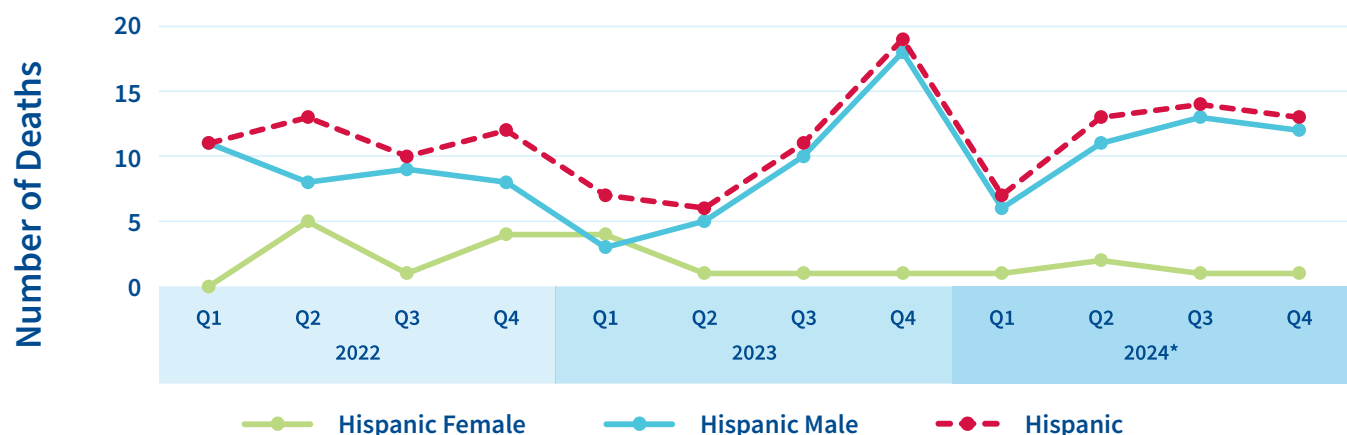


TABLE 3. Number of Suicide Deaths by Demographic and Quarter, Ohio, 2022-2024*

Demographics	2022				2023				2024*			
	Q1	Q2	Q3	Q4	Q1	Q2	Q3	Q4	Q1	Q2	Q3	Q4
Sex												
Female	83	79	102	98	84	84	95	73	92	84	93	95
Male	367	362	353	353	350	360	368	363	352	406	365	346
Race / Ethnicity												
American Indian / Alaska Native Non-Hispanic	0	0	0	0	1	1	1	0	1	0	1	1
Asian / Pacific Islander Non-Hispanic	7	2	8	4	5	9	5	6	8	7	8	6
Black Non-Hispanic	58	40	42	44	58	51	53	28	38	45	43	49
White Non-Hispanic	370	380	391	384	359	372	390	378	387	418	386	365
Multiracial Non-Hispanic	4	5	4	6	4	4	3	4	3	6	6	6
Hispanic	11	13	10	12	7	6	11	19	7	13	14	13
Race / Ethnicity and Sex												
Black Non-Hispanic Female	14	9	10	8	11	10	14	4	10	7	9	13
Black Non-Hispanic Male	44	31	32	36	47	41	39	24	28	38	34	36
White Non-Hispanic Female	66	63	89	82	65	68	80	65	76	73	79	78
White Non-Hispanic Male	304	317	302	302	294	304	310	313	311	345	307	287
Hispanic Female	0	5	1	4	4	1	1	1	1	2	1	1
Hispanic Male	11	8	9	8	3	5	10	18	6	11	13	12
Ohio	450	441	455	451	434	444	463	436	444	490	458	441

TABLE 4. Number and Percentage of Suicide Deaths by Demographic and Year, Ohio, 2022-2024*

Demographic	2022		2023		2024*	
	Number	Percent	Number	Percent	Number	Percent
Age						
5-9	1	0%	0	0%	2	0%
10-14	26	1%	20	1%	17	1%
15-19	78	4%	84	5%	76	4%
20-24	162	9%	146	8%	150	8%
25-34	317	18%	309	17%	293	16%
35-44	316	18%	284	16%	346	19%
45-54	273	15%	281	16%	289	16%
55-64	270	15%	292	16%	274	15%
65+	354	20%	361	20%	386	21%
Sex						
Female	362	20%	336	19%	364	20%
Male	1,435	80%	1,441	81%	1,469	80%
Race / Ethnicity						
American Indian / Alaska Native Non-Hispanic	0	0%	3	0%	3	0%
Asian / Pacific Islander Non-Hispanic	21	1%	25	1%	29	2%
Black Non-Hispanic	184	10%	190	11%	175	10%
White Non-Hispanic	1,525	85%	1,499	84%	1,556	85%
Multiracial Non-Hispanic	19	1%	15	1%	21	1%
Hispanic	46	3%	43	2%	47	3%
Race / Ethnicity and Sex						
Black Non-Hispanic Female	41	2%	39	2%	39	2%
Black Non-Hispanic Male	143	8%	151	8%	136	7%
White Non-Hispanic Female	300	17%	278	16%	306	17%
White Non-Hispanic Male	1,225	68%	1,221	69%	1,250	68%
Hispanic Female	10	1%	7	0%	5	0%
Hispanic Male	36	2%	36	2%	42	2%
Ohio	1,797	–	1,777	–	1,833	–

FIGURE 7. Number of Suicide Deaths Among Youth (Ages 10-24) by Quarter, Ohio, 2020-2024*

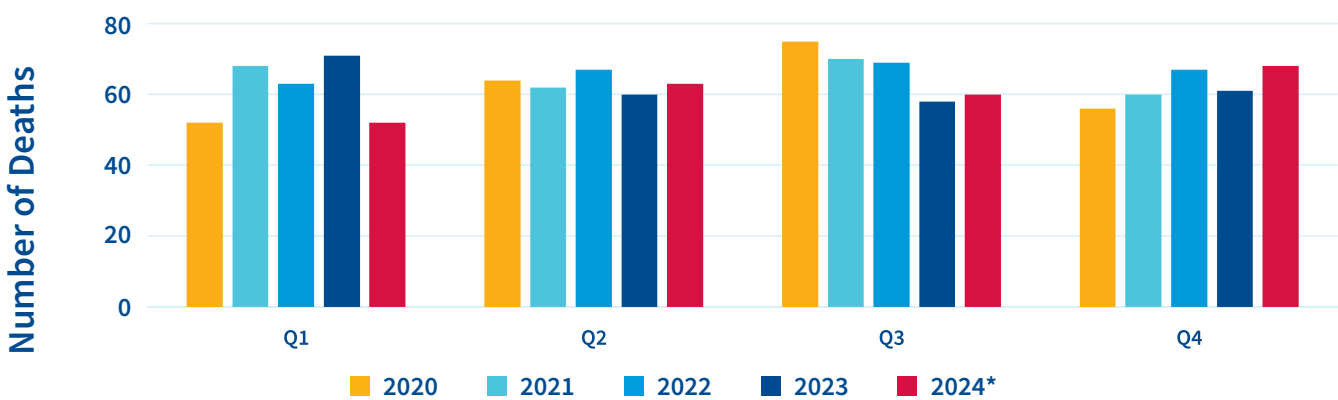


TABLE 5. Number of Suicide Deaths Among Youth (Ages 10-24) by Quarter, Ohio, 2020-2024*

Quarter	2020	2021	2022	2023	2024*
Q1	52	68	63	71	52
Q2	64	62	67	60	63
Q3	75	70	69	58	60
Q4	56	60	67	61	68
Total	247	260	266	250	243

FIGURE 8. Number of Suicide Deaths Among Youth (Ages 10-24) by Mechanism and Quarter, Ohio, 2022-2024*

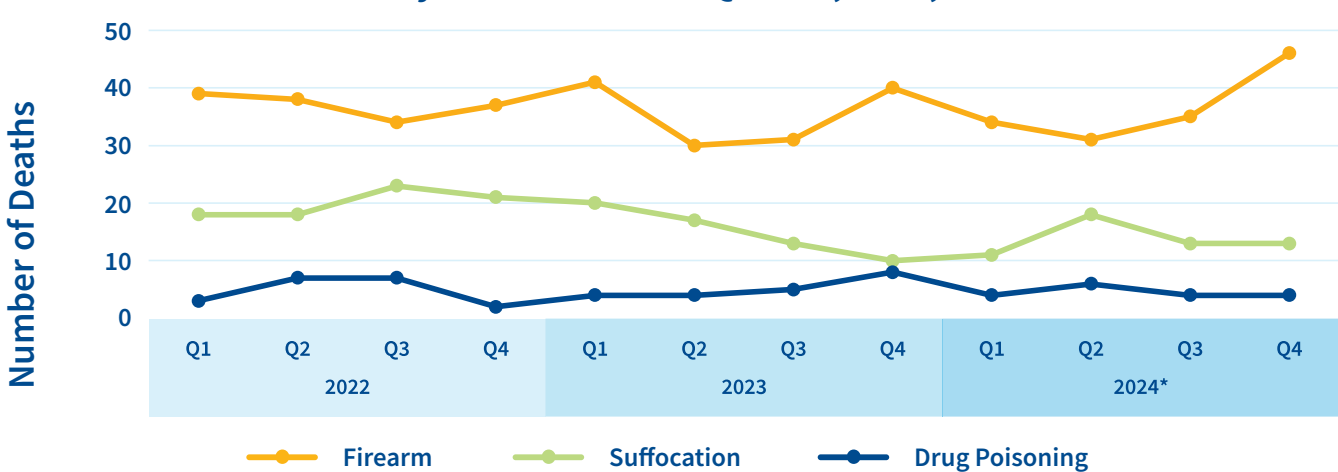


TABLE 6.

Number of Suicide Deaths Among Youth (Ages 10-24) by Mechanism and Quarter, Ohio, 2022-2024*

Mechanism	2022				2023				2024*			
	Q1	Q2	Q3	Q4	Q1	Q2	Q3	Q4	Q1	Q2	Q3	Q4
Firearm	39	38	34	37	41	30	31	40	34	31	35	46
Suffocation	18	18	23	21	20	17	13	10	11	18	13	13
Drug Poisoning	3	7	7	2	4	4	5	8	4	6	4	4
Other	3	4	5	7	6	9	9	3	3	8	8	5
Total	63	67	69	67	71	60	58	61	52	63	60	68

FIGURE 9.

Number of Suicide Deaths Among Youth (Ages 10-24) by Sex and Quarter, Ohio, 2022-2024*

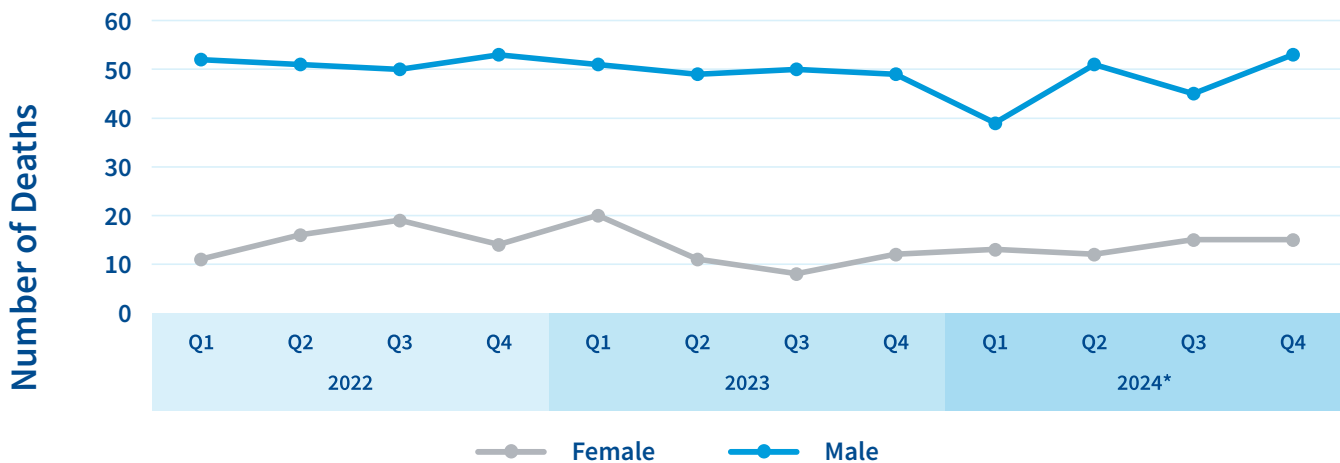


FIGURE 10.

Number of Suicide Deaths Among Youth (Ages 10-24) by Age and Quarter, Ohio, 2022-2024*

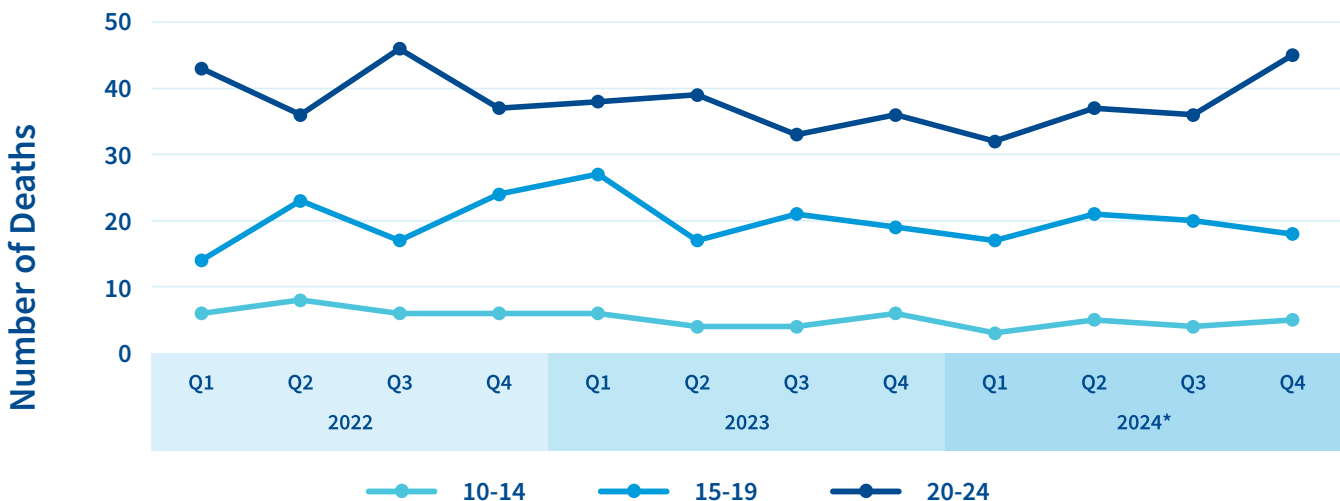


FIGURE 11. Number of Suicide Deaths Among Youth (Ages 10-24) by Sex, Age, and Quarter, Ohio, 2022-2024*

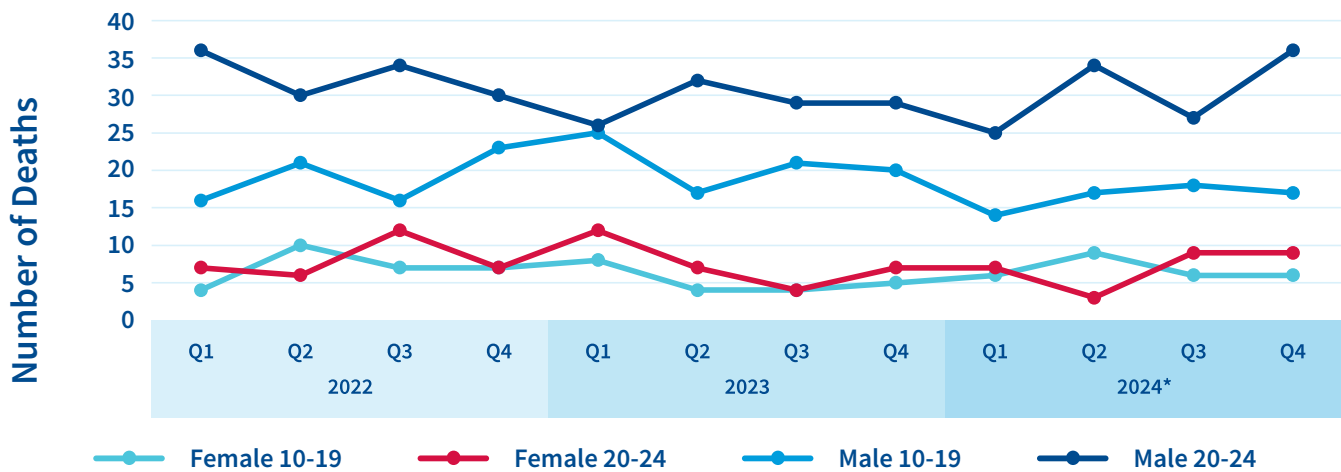


TABLE 7. Number of Suicide Deaths Among Youth (Ages 10-24) by Demographic and Quarter, Ohio, 2022-2024*

Demographic	2022				2023				2024*			
	Q1	Q2	Q3	Q4	Q1	Q2	Q3	Q4	Q1	Q2	Q3	Q4
Age												
10-14	6	8	6	6	6	4	4	6	3	5	4	5
15-19	14	23	17	24	27	17	21	19	17	21	20	18
20-24	43	36	46	37	38	39	33	36	32	37	36	45
Sex												
Female	11	16	19	14	20	11	8	12	13	12	15	15
Male	52	51	50	53	51	49	50	49	39	51	45	53
Sex and Age												
Female 10-19	4	10	7	7	8	4	4	5	6	9	6	6
Female 20-24	7	6	12	7	12	7	4	7	7	3	9	9
Male 10-19	16	21	16	23	25	17	21	20	14	17	18	17
Male 20-24	36	30	34	30	26	32	29	29	25	34	27	36

TABLE 8. Number of Suicide Deaths Among Youth (Ages 10-24) by Demographic and Year, Ohio, 2022-2024*

Demographic	2022		2023		2024*	
	Number	Percent	Number	Percent	Number	Percent
Age						
10-14	26	10%	20	8%	17	7%
15-19	78	29%	84	34%	76	31%
20-24	162	61%	146	58%	150	62%
Sex						
Female	60	23%	51	20%	55	23%
Male	206	77%	199	80%	188	77%
Sex and Age						
Female 10-19	28	11%	21	8%	27	11%
Female 20-24	32	12%	30	12%	28	12%
Male 10-19	76	29%	83	33%	66	27%
Male 20-24	130	49%	116	46%	122	50%
Race / Ethnicity						
American Indian / Alaska Native Non-Hispanic	0	0%	0	0%	1	0%
Asian / Pacific Islander Non-Hispanic	8	3%	5	2%	9	4%
Black Non-Hispanic	50	19%	44	18%	48	20%
White Non-Hispanic	180	68%	178	71%	164	67%
Multiracial Non-Hispanic	6	2%	11	4%	10	4%
Hispanic	21	8%	11	4%	11	5%
Race / Ethnicity and Sex						
Black Non-Hispanic Female	7	3%	8	3%	18	7%
Black Non-Hispanic Male	43	16%	36	14%	30	12%
White Non-Hispanic Female	41	15%	37	15%	31	13%
White Non-Hispanic Male	139	52%	141	56%	133	55%
Hispanic Female	5	2%	1	0%	2	1%
Hispanic Male	16	6%	10	4%	9	4%
Ohio Youth (Ages 10-24)	266	–	250	–	243	–

FIGURE 12. Number and Rate of Suicide Deaths Among Youth (Ages 10-24), Ohio, 2020-2024*

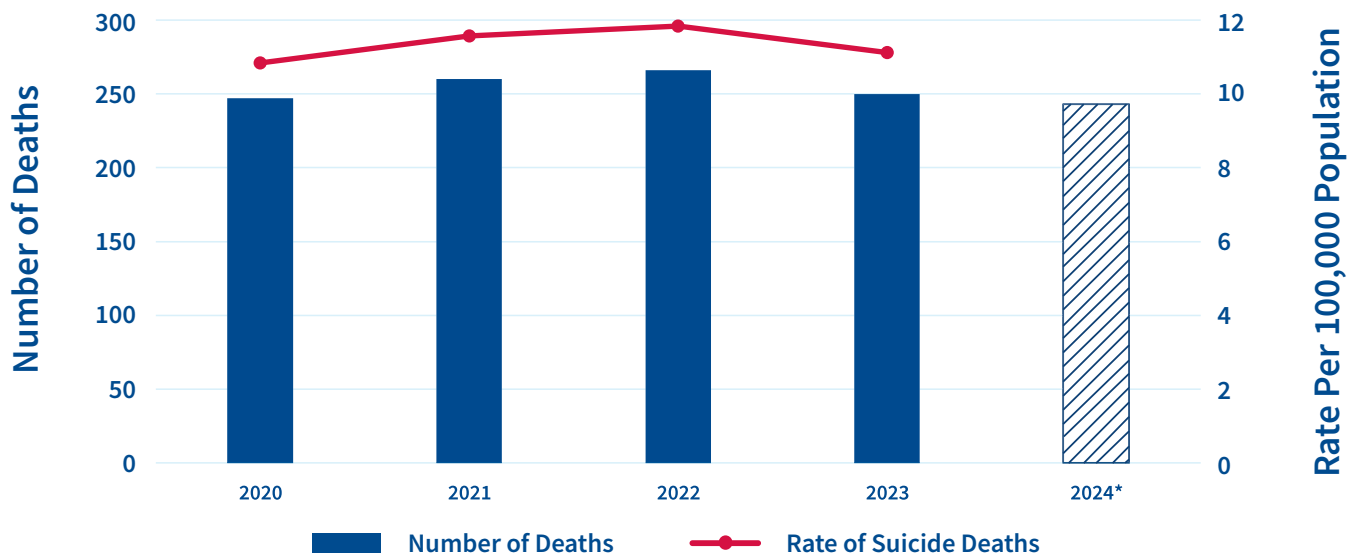


FIGURE 13. Number of Suicide Deaths Among Youth (Ages 10-24) by Sex and Year, Ohio, 2020-2024*

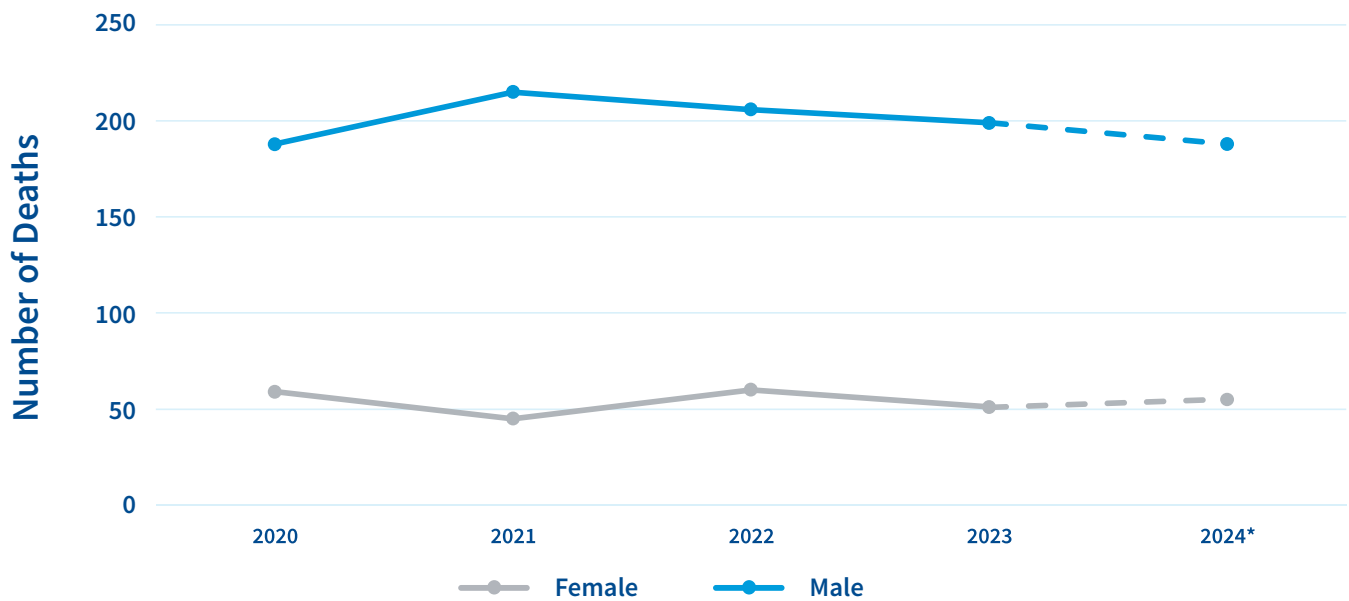


FIGURE 14. Number of Suicide Deaths Among Youth (Ages 10-24) by Age Group and Year, Ohio, 2020-2024*

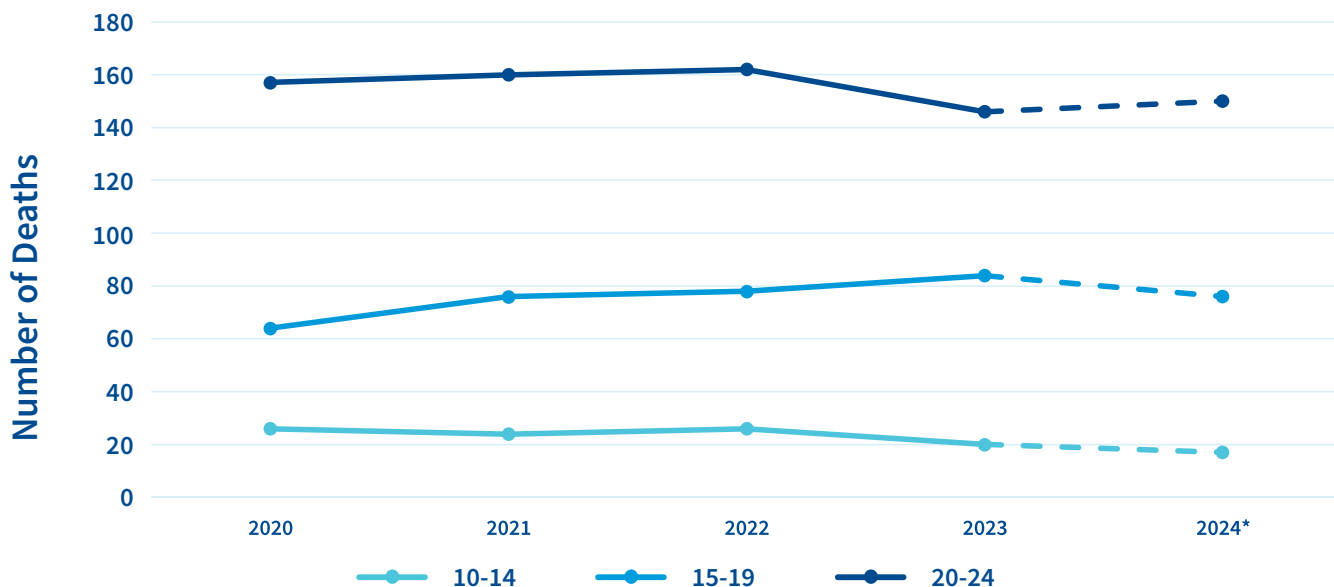


FIGURE 15. Number of Suicide Deaths Among Youth (Ages 10-24) by Sex, Age, Year, Ohio, 2020-2024*

