

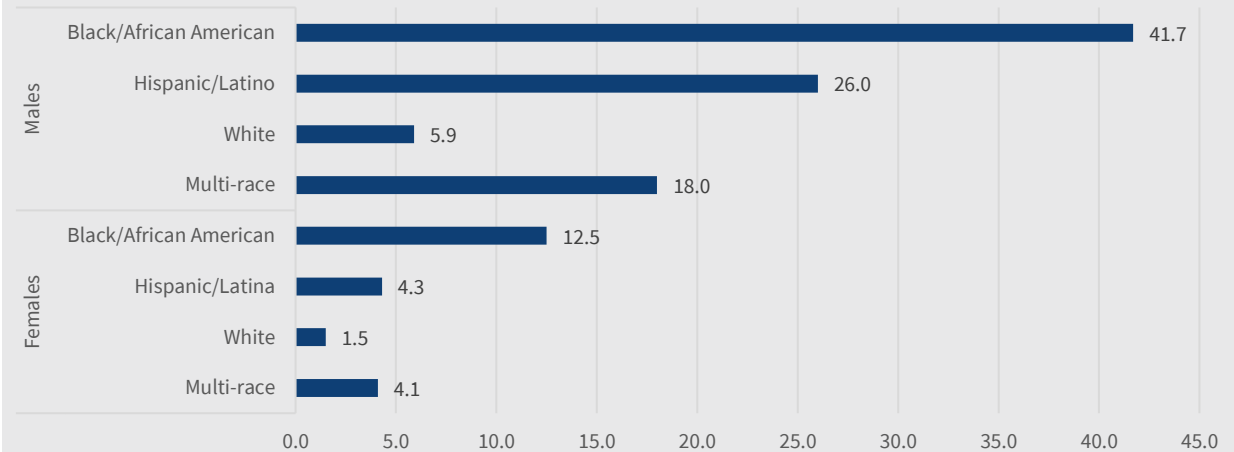
HIV Among Hispanics/Latinos in Ohio, 2023

Ohio Department of Health
Bureau of HIV, STI, and Viral Hepatitis
HIV Surveillance Program
246 N. High St.
Columbus, OH 43215
614-387-2722

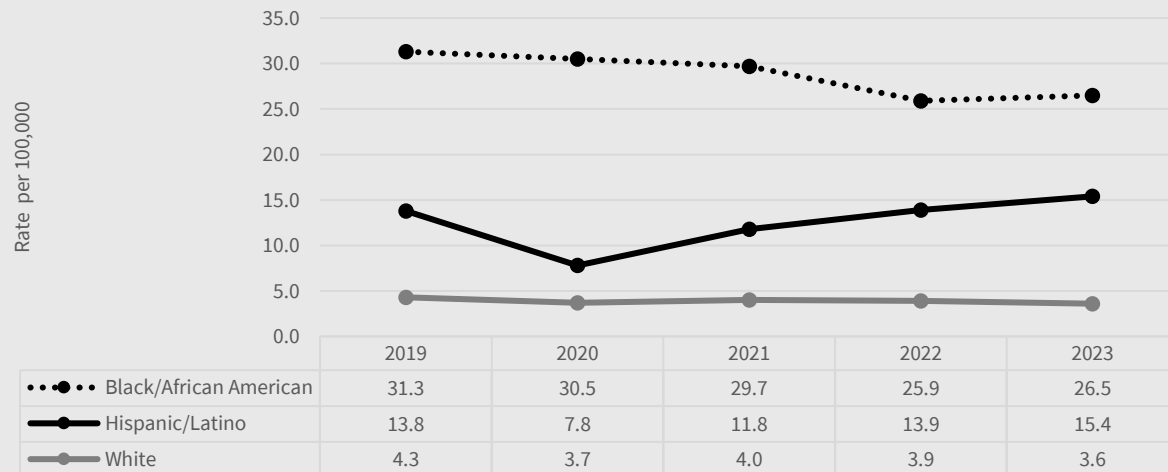


- There were 861 new diagnoses of HIV reported in Ohio in 2023. Of these, 10% (n=88) were among Hispanics/Latinos. The Centers for Disease Control and Prevention (CDC) reported 38,054 people were newly diagnosed with HIV in the United States in 2023. Of these, 12,394 (33%) were among Hispanics/Latinos.¹
- The number of new diagnoses of HIV reported in Ohio from 2019 to 2023 among Hispanics/Latinos has increased from 65 to 88.
- The rate of new HIV diagnoses in 2023 among Hispanic/Latinos was over four times higher than the rate among White people (15.4 per 100,000 vs. 3.6 per 100,000).
- The rate of new HIV diagnoses in 2023 is over four times higher among Hispanic/Latino males (26.0 per 100,000) compared with White males (5.9 per 100,000). The rate of new HIV diagnoses in 2023 is nearly three times higher among Hispanic Latina females (4.3 per 100,000) compared with White females (1.5 per 100,000).
- Eighty-two percent (n=63) of Hispanic/Latinos diagnosed with HIV in Ohio in 2022 were linked to care within 30 days of diagnosis.

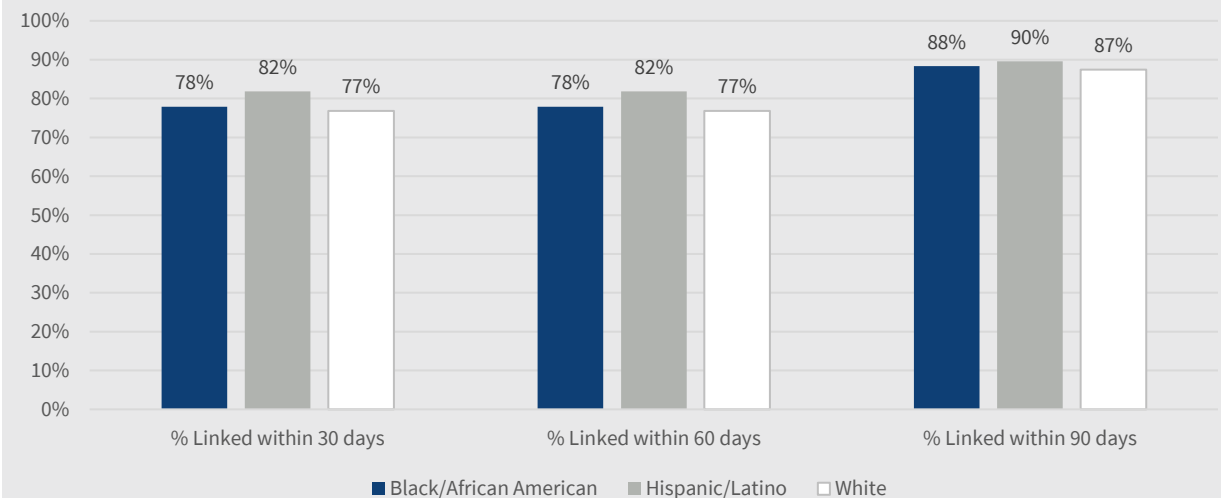
Rates of Reported New Diagnoses of HIV Infection by Selected Race/Ethnicity, Ohio, 2023



Rates of Reported New Diagnoses of HIV Infection by Selected Race/Ethnicity, Ohio, 2019-2023



Linkage to Care by Race/Ethnicity, Ohio, 2022



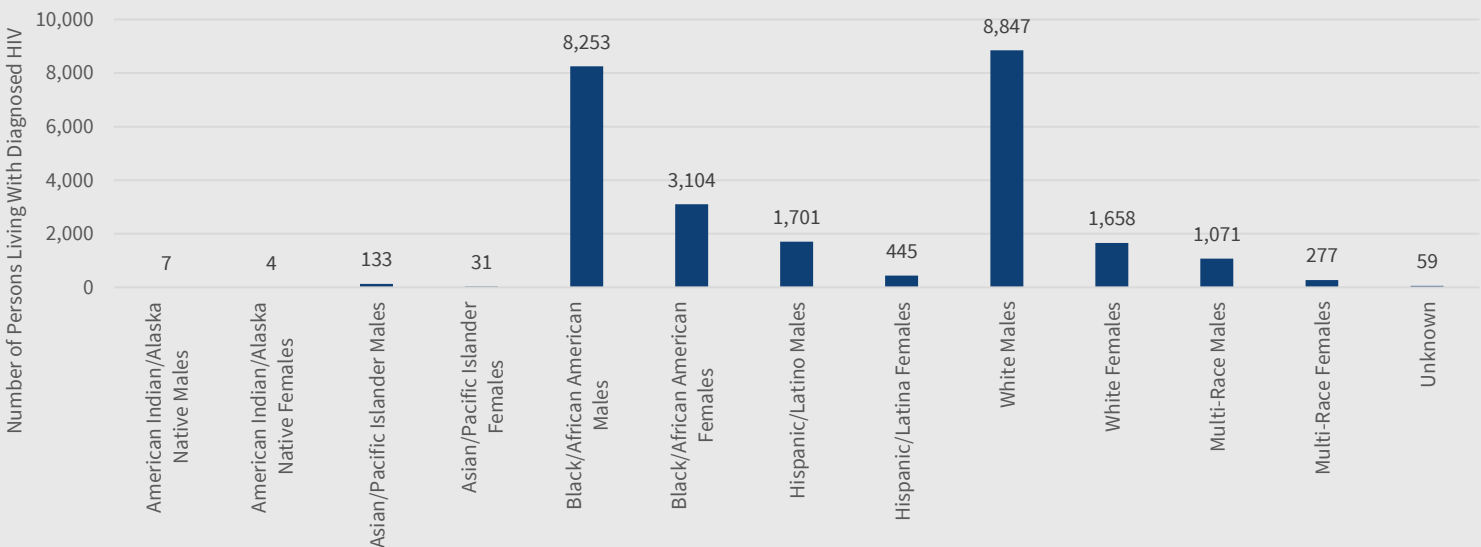
HIV Among Hispanics/Latinos in Ohio, 2023

Ohio Department of Health
Bureau of HIV, STI, and Viral Hepatitis
HIV Surveillance Program
246 N. High St.
Columbus, OH 43215
614-387-2722

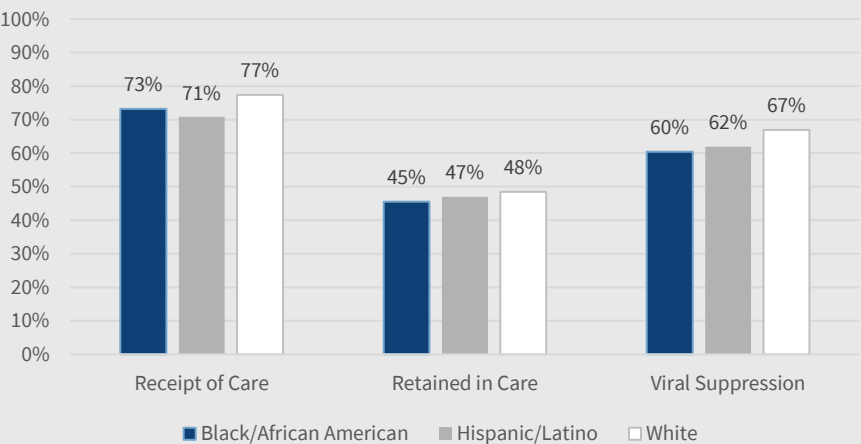


- There were 25,590 people living with diagnosed HIV in Ohio at the end of 2023. Of these, 8% (n=2,146) were Hispanic/Latinos. CDC reported 1,093,147 people living with diagnosed HIV in the United States in 2022. Of these, 269,308 (25%) were Hispanic/Latinos.²
- The rate for Hispanics/Latinos (375.6 per 100,000) living with diagnosed HIV in Ohio at the end of 2023 was more than three times as high as that for White people (116.2 per 100,000).
- The rate for Hispanic/Latino males (581.6 per 100,000) living with diagnosed HIV in Ohio at the end of 2023 was nearly three times as high as that for White males (198.0 per 100,000). The rate for Hispanic/Latina females (159.6 per 100,000) living with diagnosed HIV in Ohio at the end of 2023 was over four times as high as that for White females (36.2 per 100,000).
- Of Hispanic/Latinos living with diagnosed HIV in Ohio at the end of 2022, 71% (n=1,420) were in receipt of care, 47% (n=942) were retained in care, and 62% (n=1,243) were virally suppressed.

Persons Living with Diagnosed HIV by Sex at Birth and Race/Ethnicity, Ohio, 2023



Persons Living with Diagnosed HIV Infection-Continuum of Care, by Race/Ethnicity, Ohio, 2022



Notes and Explanation of Terms:

- In this report, the term MSM is defined as males who have a transmission category of “male-to-male sexual contact” or “male-to-male sexual contact/IDU.”
- Reported new diagnoses of HIV infection include persons with a diagnosis of HIV (not AIDS), a diagnosis of HIV and an AIDS diagnosis within 12 months (HIV & later AIDS), and concurrent diagnoses of HIV and AIDS (AIDS), who were residents of Ohio at time of initial diagnosis. New diagnoses of HIV infection represent all persons confidentially tested and reported with a diagnosis of HIV infection, not previously reported to the Ohio Department of Health (ODH).
- Males and females refer to sex assigned at birth.
- Rates are calculated per 100,000 population.
- Living with diagnosed HIV infection represents all persons living in Ohio ever diagnosed and reported with HIV and/or AIDS who have not been reported as having died as of Dec. 31 of the corresponding year, regardless of whether the person was a resident of Ohio at time of initial HIV and/or AIDS diagnosis.
- Receipt of Care: Having at least one CD4 and/or viral load (VL) test through the end of the following year (e.g., living with HIV as of Dec. 31, 2022, and having a CD4/VL test in 2023).
- Retained in Care: Having at least two CD4 and/or VL tests at least three months apart through the end of the following year (e.g., living with HIV as of Dec. 31, 2022, and having at least two CD4/VL tests three months apart in 2023).
- Virally Suppressed: The most recent VL test in the following year was <200 copies/mL (e.g., living with HIV as of Dec. 31, 2022, and the most recent VL test in 2023 was <200 copies/mL).
- Denominator: The number of persons aged ≥13 years living with HIV infection through the end of each year, and still living in Ohio at the end of the next year (e.g., living with HIV as of Dec. 31, 2022, and still living in Ohio as of Dec. 31, 2023).
- ¹Source: Centers for Disease Control and Prevention. Core indicators for monitoring the Ending the HIV Epidemic initiative (preliminary data): National HIV Surveillance System data reported through March 2024. HIV Surveillance Data Tables 2024;5(2). <https://www.cdc.gov/hiv-data/initiatives>. Published July 2024. Accessed August 2024.
- ²Source: Centers for Disease Control and Prevention. Diagnoses, deaths, and prevalence of HIV in the United States and 6 territories and freely associated states, 2022. HIV Surveillance Report, 2022; vol. 35. <http://www.cdc.gov/hiv-data/nhss/hiv-diagnoses-deaths-prevalence.html>. Published May 2024. Accessed August 2024.
- Source: Ohio Department of Health, HIV Surveillance Program. Data reported through June 30, 2024.

<https://odh.ohio.gov/wps/portal/gov/odh/know-our-programs/hiv-aids-surveillance-program>.