

Race/Ethnicity

- In 2019, the unintentional drug overdose death rate for Ohio's Black non-Hispanic population surpassed the rate for the white non-Hispanic population. From 2019 to 2020, the gap continued to widen as the death rate for the Black non-Hispanic population increased 29% to 55.2 deaths per 100,000 compared with a 24% increase among the white non-Hispanic population (46.8 deaths per 100,000).

Figure 2: Age-Adjusted Rate of Unintentional Drug Overdose Deaths by Race/Ethnicity, Ohio, 2015-2020

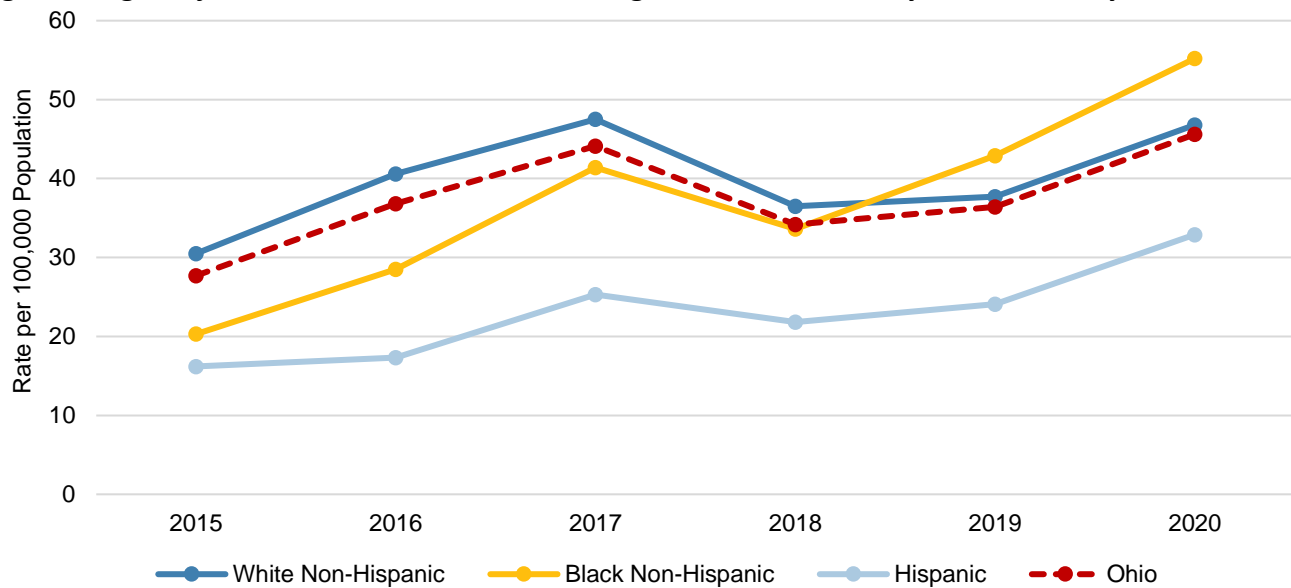
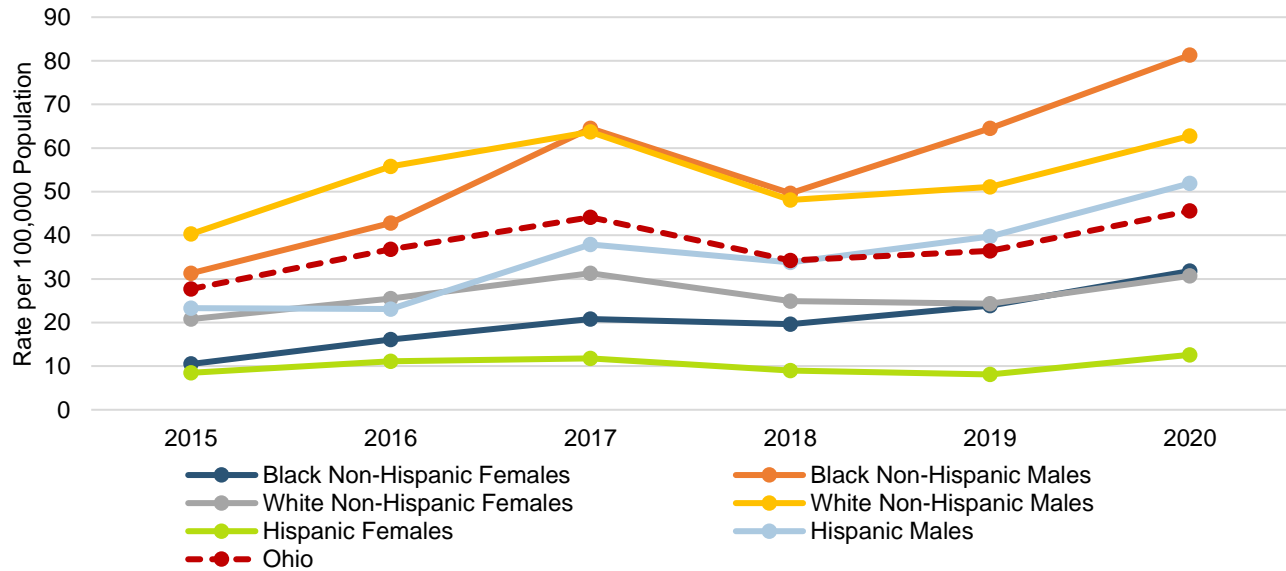


Figure 3. Age-Adjusted Rate of Unintentional Drug Overdose Deaths by Sex and Race/Ethnicity, Ohio, 2015-2020



- Since 2017, Black non-Hispanic males have had the highest rate of unintentional drug overdose deaths compared with other sex and race/ethnicity groups. In 2017, while the rate for Black non-Hispanic males was higher than white non-Hispanic males, their rates were nearly the same, with only a 1% difference. However, by 2020, this difference had widened to 26%. In 2020, the rates for Black non-Hispanic males and white non-Hispanic males were 81.3 and 62.8 deaths per 100,000, respectively.
- In 2020, the overdose death rate for Black non-hispanic females increased 33% to a rate of 31.8 deaths per 100,000 and surpassed that of white non-Hispanic females (30.7 deaths per 100,000).
- Hispanic females have had the lowest drug overdose death rates for the years presented. However, from 2019 to 2020, they had the largest increase in rate (56%) from 8.1 deaths to 12.6 deaths per 100,000.

Drug Involvement by Race/Ethnicity

- In 2019, illicit fentanyl was involved in the majority of overdose deaths among all the sex and race/ethnicity groups presented, ranging from 76% among white non-Hispanic females to 92% among Hispanic males.
- The percentage of deaths involving cocaine was highest among Black non-Hispanic males and females.
- The percentage of deaths involving psychostimulants (e.g., methamphetamines) was highest among white non-Hispanic males and females.

Figure 4: Percentage of Unintentional Drug Overdose Deaths Involving Select Drugs by Sex and Race/Ethnicity, Ohio, 2020

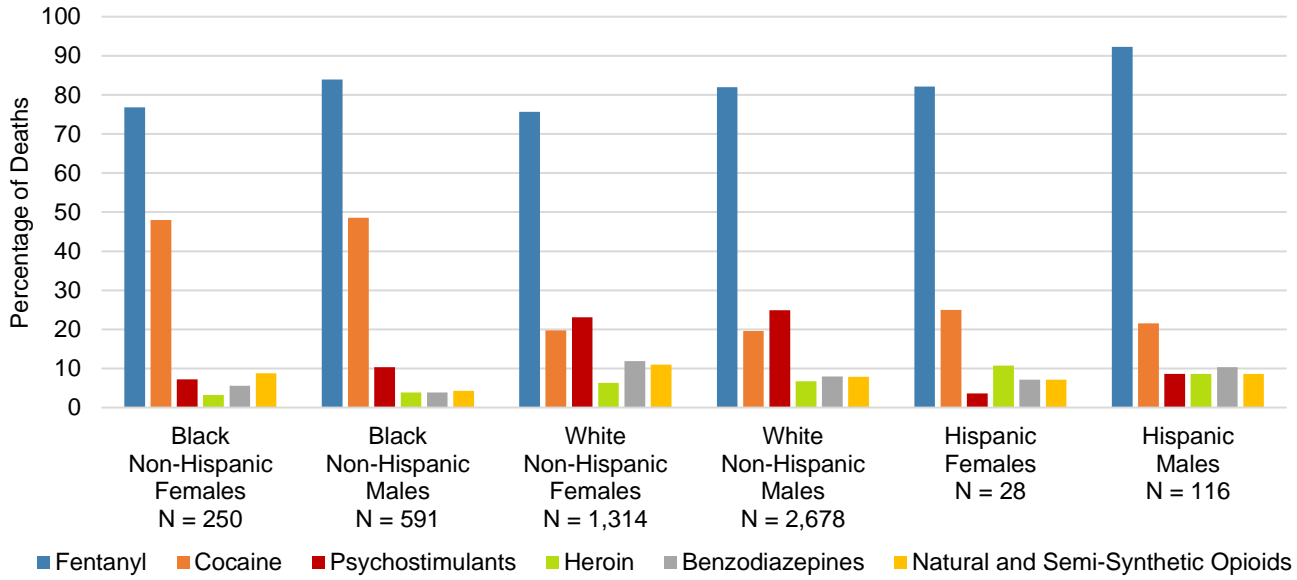
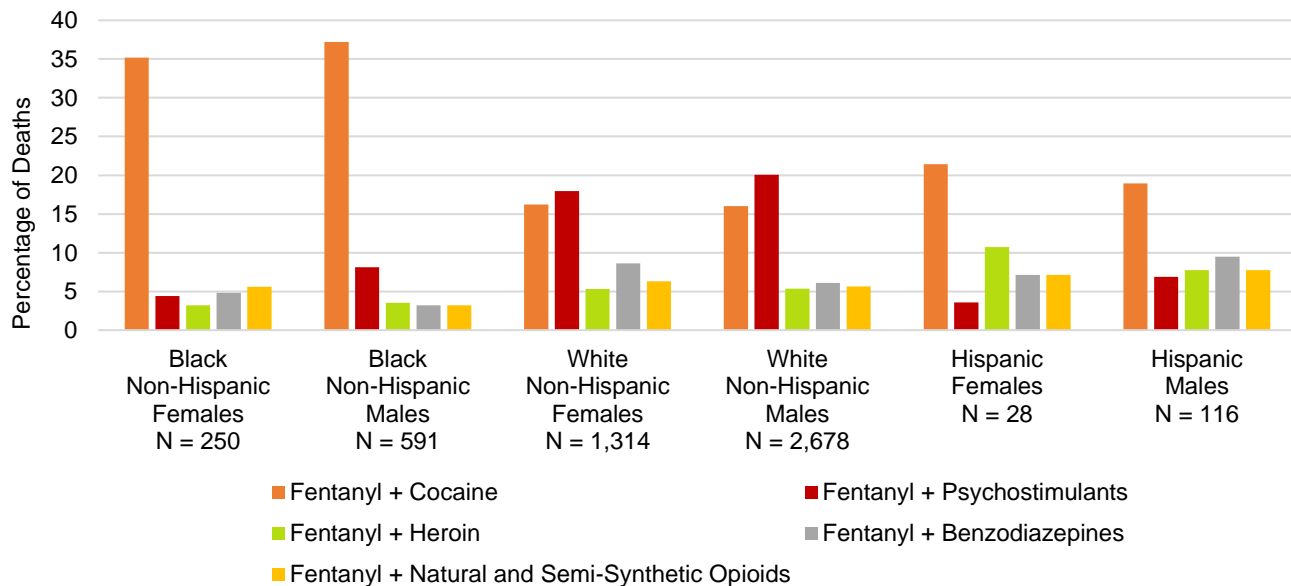


Figure 5: Percentage of Unintentional Drug Overdose Deaths Involving Fentanyl Combinations by Sex and Race/Ethnicity, Ohio, 2020



- In deaths involving a combination of fentanyl and other drug categories, the combination of fentanyl and cocaine was involved in the highest percentage of deaths among Black non-Hispanic males and females and Hispanic males and females.
- The percentage of deaths involving a combination of fentanyl and psychostimulants was highest among white non-Hispanic males and females.

Drug Involvement by Race/Ethnicity: Fentanyl, Psychostimulant, and Cocaine Trends

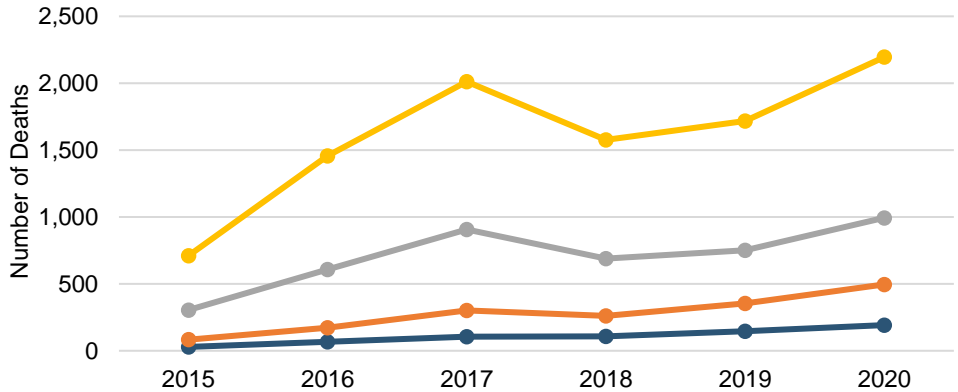
Figure 6. Number of Unintentional Drug Overdose Deaths Involving Fentanyl, Cocaine, and Psychostimulants by Sex and Race/Ethnicity, Ohio, 2015-2020

● Black Non-Hispanic Females ● Black Non-Hispanic Males ● White Non-Hispanic Females ● White Non-Hispanic Males

Fentanyl:

- From 2019 to 2020, all sex and race/ethnicity groups experienced increases in the number of fentanyl-related deaths, ranging from a 28% increase among white non-Hispanic males to a 40% increase among Black non-Hispanic males.
- Fentanyl-related deaths among Black non-Hispanic females and white non-Hispanic females both increased 32%.

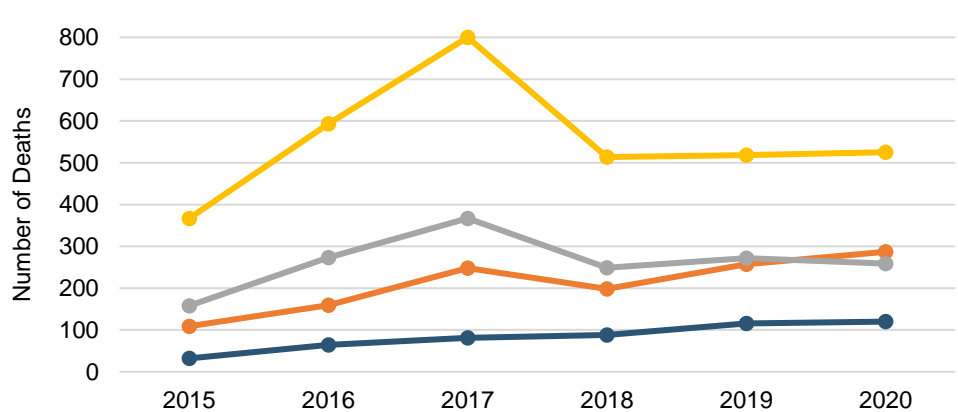
Figure 6a. Fentanyl



Cocaine:

- From 2019 to 2020, the largest increase in the number of cocaine-related deaths was among Black non-Hispanic males. In 2020, the number of cocaine-related deaths among Black non-Hispanic males surpassed that of white non-Hispanic females.
- Cocaine-related deaths among white non-Hispanic males increased 1%, while deaths among white non-Hispanic females decreased 5%.

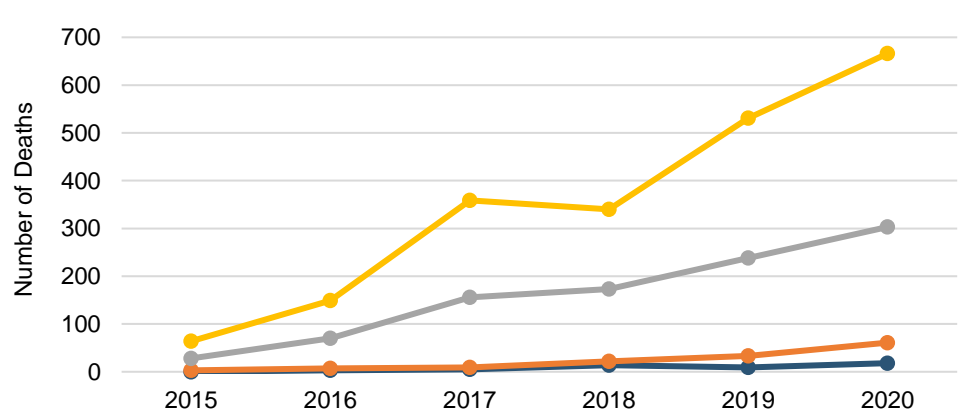
Figure 6b. Cocaine



Psychostimulants:

- In 2020, while the largest number of psychostimulant-related deaths were among white non-Hispanic males and females, the largest increases were among Black non-Hispanic males and females (85% and 100%, respectively).
- Psychostimulant-related deaths among white non-Hispanic males increased 25%, while deaths among white non-Hispanic females increased 27%.

Figure 6c. Psychostimulants (e.g., methamphetamines)



2019-2020 Drug Involvement Summary: Race/Ethnicity

Table 1: Number of Unintentional Drug Overdose Deaths Involving Select Drugs by Sex and Race/Ethnicity, Ohio, 2019-2020

	Opioids						Non-Opioids					
	Fentanyl		Natural and Semi-Synthetic Opioids		Heroin		Cocaine		Psychostimulants		Benzodiazepines	
	2019	2020	2019	2020	2019	2020	2019	2020	2019	2020	2019	2020
Race/Ethnicity and Sex¹												
Black Non-Hispanic Females	145	192	22	22	14	8	116	120	9	18	16	14
Black Non-Hispanic Males	354	496	24	25	49	23	257	287	33	61	18	23
White Non-Hispanic Females	752	994	127	144	135	83	272	259	238	303	132	156
White Non-Hispanic Males	1,718	2,195	190	211	308	179	518	525	531	666	192	212
Hispanic Females	13	23	1	2	2	3	4	7	2	1	2	2
Hispanic Males	71	107	1	10	12	10	29	25	4	10	6	12
Total²	3,070	4,041	370	415	520	308	1,206	1,231	827	1,062	371	420

Table 2: Number of Unintentional Drug Overdose Deaths Involving Fentanyl Combinations by Sex and Race/Ethnicity, Ohio, 2019-2020

	Fentanyl + Other Opioids				Fentanyl + Non-Opioids					
	Heroin		Natural and Semi-Synthetic Opioids		Cocaine		Psychostimulants		Benzodiazepines	
	2019	2020	2019	2020	2019	2020	2019	2020	2019	2020
Race/Ethnicity and Sex¹										
Black Non-Hispanic Females	13	8	16	14	88	88	7	11	12	12
Black Non-Hispanic Males	43	21	17	19	185	220	21	48	13	19
White Non-Hispanic Females	113	70	69	83	221	213	174	236	78	113
White Non-Hispanic Males	249	143	124	151	406	429	391	537	128	163
Hispanic Females	1	3	1	2	4	6	0	1	2	2
Hispanic Males	9	9	1	9	21	22	3	8	5	11
Total²	428	255	231	278	930	985	599	843	239	320

Source: Ohio Department of Health, Bureau of Vital Statistics. Analysis: ODH Violence and Injury Prevention Section. Includes Ohio residents who died due to unintentional drug poisoning (underlying cause of death ICD-10 codes X40-X44). Fentanyl includes fentanyl and fentanyl analogs (e.g., carfentanyl). Psychostimulants include methamphetamine and other psychostimulants with potential for abuse (ICD-10 code T43.6). Natural and semi-synthetic opioids (e.g., oxycodone, hydrocodone) correspond to code T40.2. Multiple drugs are usually involved in overdose deaths. Individual deaths may be reported in more than one category.

1. Other race and ethnicity groups are not presented due to small numbers.
2. Total includes all unintentional drug overdose deaths among Ohio residents.

Age

- In 2020, the age group of 35-44 had the highest rate of unintentional drug overdose deaths (98.2 deaths per 100,000), followed by the age group of 25-34 (84.8 deaths per 100,000).
- From 2019 to 2020, the age group of 15-24 had the largest increase in rate (37%), followed by the age group of 45-54 (32%).

Figure 7. Rate¹ of Unintentional Drug Overdose Deaths by Age, Ohio, 2015-2020

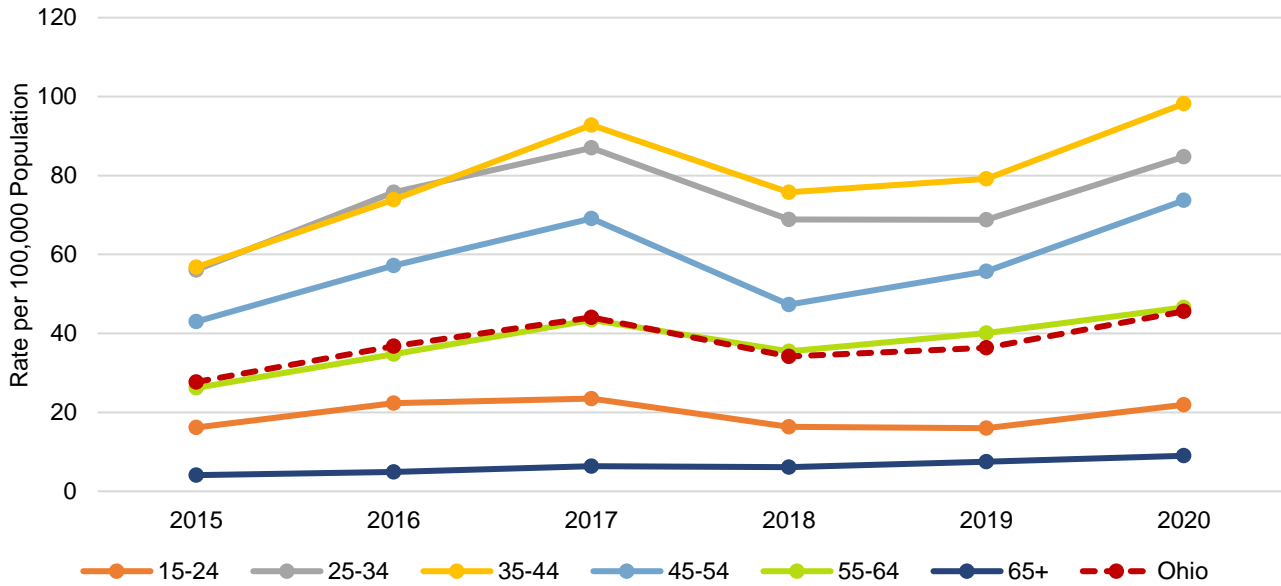
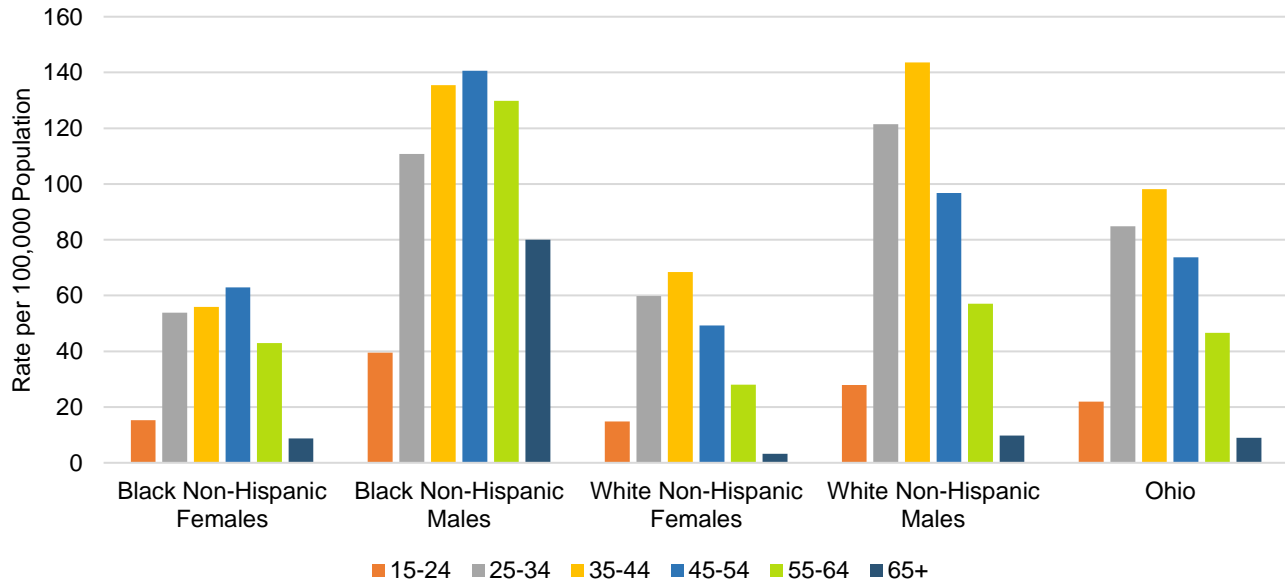


Figure 8: Rate of Unintentional Drug Overdose Deaths by Age, Sex, and Race/Ethnicity, Ohio, 2020



- Among Black non-Hispanic males and females, the age group of 45-54 had the highest overdose death rate, followed by the age group of 35-44.
- Among white non-Hispanic males and females, the age group of 35-44 had the highest overdose death rate, followed by the age group of 25-34.
- Substance use disorder among reproductive-aged females (ages 15-44) is of particular concern because fetal exposure to opioids and other substances during pregnancy can result in infants born with neonatal abstinence syndrome (NAS), a set of symptoms associated with abrupt withdrawal.

Drug Involvement by Age

- In 2019, illicit fentanyl was involved in the majority of unintentional drug overdose deaths among all age groups; however, the percentage of deaths involving fentanyl decreased as age increased. Fentanyl involvement was highest among the age groups of 15-24 and 25-34 (88%) and lowest among those aged 65 and older (57%).

Figure 9: Percentage of Unintentional Drug Overdose Deaths Involving Select Drugs by Age, Ohio, 2020

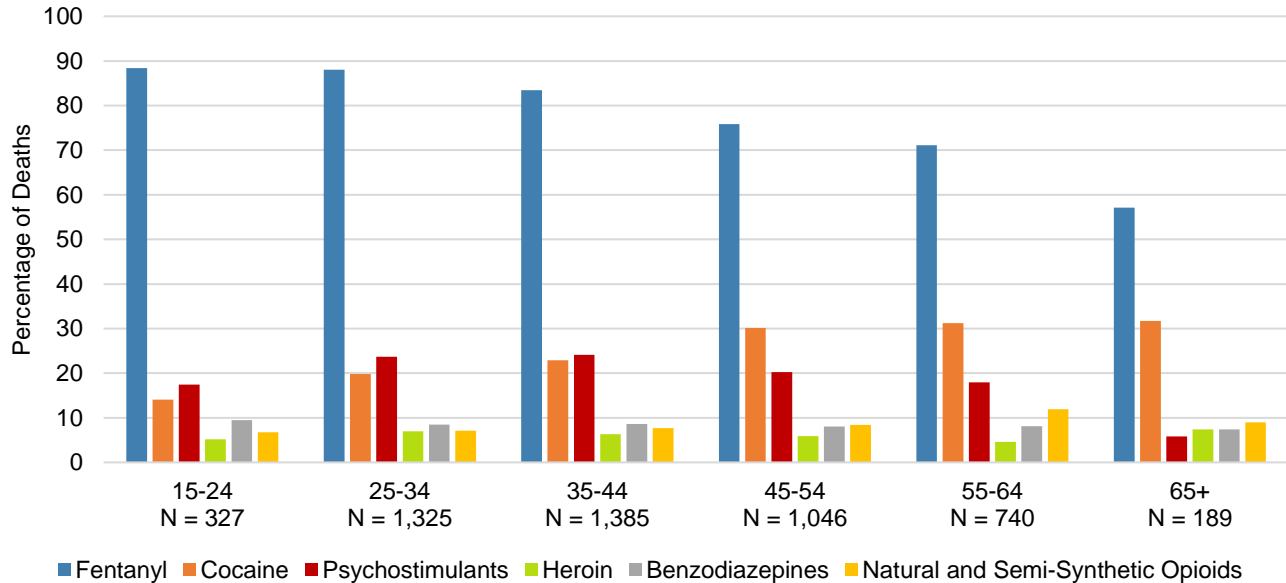
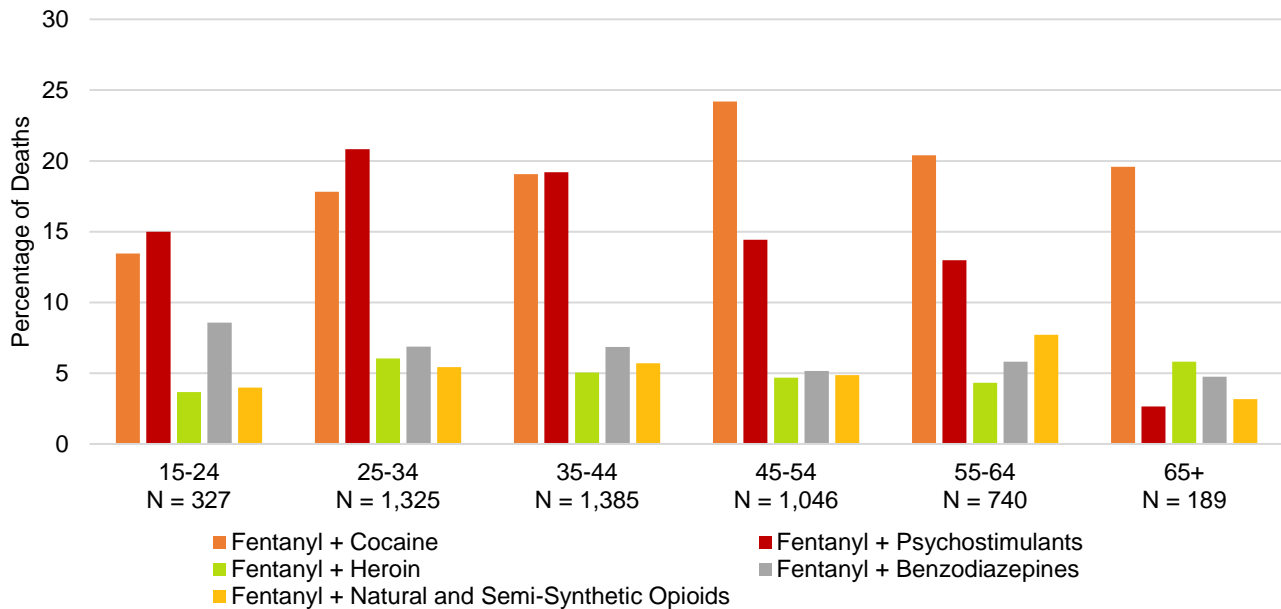


Figure 10: Percentage of Unintentional Drug Overdose Deaths Involving Fentanyl Combinations by Age, Ohio, 2020



- In deaths involving a combination of fentanyl and other drug categories, the combination of fentanyl and psychostimulants was highest among those younger than 45, while the combination of fentanyl and cocaine was highest among those aged 45 and older.

2019-2020 Drug Involvement Summary: Age

Table 3: Number of Unintentional Drug Overdose Deaths Involving Select Drugs by Age, Ohio, 2019-2020

	Opioids						Non-Opioids					
	Fentanyl		Natural and Semi-Synthetic Opioids		Heroin		Cocaine		Psychostimulants		Benzodiazepines	
	2019	2020	2019	2020	2019	2020	2019	2020	2019	2020	2019	2020
Age Groups¹												
15-24	199	289	16	22	27	17	58	46	45	57	16	31
25-34	898	1166	87	94	147	92	283	262	244	314	91	112
35-44	882	1156	103	106	147	88	311	317	278	334	105	119
45-54	580	793	82	88	106	62	269	315	162	212	81	84
55-64	427	526	68	88	73	34	239	231	93	133	67	60
65+	81	108	14	17	19	14	46	60	5	11	11	14
Total²	3,070	4,041	370	415	520	308	1,206	1,231	827	1,062	371	420

Table 4: Number of Unintentional Drug Overdose Deaths Involving Fentanyl Combinations by Age, Ohio, 2019-2020

	Fentanyl + Other Opioids				Fentanyl + Non-Opioids					
	Natural and Semi-Synthetic Opioids		Heroin		Cocaine		Psychostimulants		Benzodiazepines	
	2019	2020	2019	2020	2019	2020	2019	2020	2019	2020
Age Groups¹										
15-24	11	13	27	12	57	44	32	49	15	28
25-34	65	72	121	80	237	236	187	276	63	91
35-44	74	79	117	70	262	264	204	266	72	95
45-54	49	51	82	49	196	253	116	151	48	54
55-64	31	57	62	32	155	151	56	96	37	43
65+	1	6	18	11	23	37	4	5	4	9
Total²	231	278	428	255	930	985	599	843	239	320

Source: Ohio Department of Health, Bureau of Vital Statistics. Analysis: ODH Violence and Injury Prevention Section. Includes Ohio residents who died due to unintentional drug poisoning (underlying cause of death ICD-10 codes X40-X44). Fentanyl includes fentanyl and fentanyl analogs (e.g., carfentanyl). Psychostimulants include methamphetamine and other psychostimulants with potential for abuse (ICD-10 code T43.6). Natural and semi-synthetic opioids (e.g., oxycodone, hydrocodone) correspond to code T40.2. Multiple drugs are usually involved in overdose deaths. Individual deaths may be reported in more than one category.

1. Other age groups are not presented due to small numbers.
2. Total includes all unintentional drug overdose deaths among Ohio residents.

Demographic Summary

Table 5: Unintentional Drug Overdose Deaths by Demographics, Ohio, 2015-2020

Demographics	2015	2016	2017	2018	2019	2020		2015-2020	
	Number	Number	Number	Number	Number	Number	Rate ¹	Number	Rate ¹
Age									
<15	2	4	5	4	4	5	*	24	0.5
15-24	253	345	361	247	241	327	21.9	1,774	19.4
25-34	835	1,143	1,330	1,063	1,072	1,325	84.8	6,768	73.7
35-44	792	1,022	1,283	1,054	1,108	1,385	98.2	6,644	79.5
45-54	676	886	1,051	703	807	1,046	73.7	5,169	57.5
55-64	417	557	700	571	643	740	46.6	3,628	37.7
65+	75	93	124	122	153	189	9.0	756	6.4
Sex									
Female	1,017	1,284	1,560	1,250	1,269	1,599	29.0	7,979	24.0
Male	2,033	2,766	3,294	2,514	2,758	3,418	62.4	16,783	51.1
Race/Ethnicity									
American Indian, Non-Hispanic	4	4	16	6	4	6	*	40	21.3
Asian/Pacific Islander, Non-Hispanic	4	8	14	11	14	21	5.7	72	3.5
Black, Non-Hispanic	298	426	611	512	650	841	55.2	3,338	37.1
White, Non-Hispanic	2,674	3,538	4,109	3,131	3,247	3,992	46.8	20,691	39.9
Hispanic	61	69	98	93	102	144	32.9	567	23.3
Race/Ethnicity and Sex²									
Black Non-Hispanic Females	81	126	162	155	187	250	31.8	961	20.6
Black Non-Hispanic Males	217	300	449	357	463	591	81.3	2,377	55.9
White Non-Hispanic Females	915	1,127	1,365	1,069	1,055	1,314	30.7	6,845	26.2
White Non-Hispanic Males	1,759	2,411	2,744	2,062	2,191	2,678	62.8	13,845	53.6
Hispanic Females	15	22	22	20	17	28	12.6	124	10.2
Hispanic Males	46	47	76	73	85	116	51.9	443	35.6
Total Unintentional Drug Overdose Deaths³	3,050	4,050	4,854	3,764	4,028	5,017	45.6	24,763	37.4

Source: Ohio Department of Health, Bureau of Vital Statistics. Analysis: ODH Violence and Injury Prevention Section. Includes Ohio residents who died due to unintentional drug poisoning (underlying cause of death ICD-10 codes X40-X44).

1. The death rates presented for age groups are age-specific. The death rates presented for sex and race/ethnicity are age-adjusted to the 2000 U.S. standard population to allow a comparison of the overall risk of dying between different populations. Rates are suppressed when there are fewer than 10 total deaths.

2. Other race and ethnicity groups are not represented due to small numbers.

3. Total includes all unintentional drug overdose deaths among Ohio residents.