



New Diagnoses of HIV in Ohio, 2020

Ohio Department of Health
Bureau of Infectious Diseases
HIV Surveillance Program
246 N. High St.
Columbus, OH 43215
614-387-2722



Department of Health

713

Males



160

Females



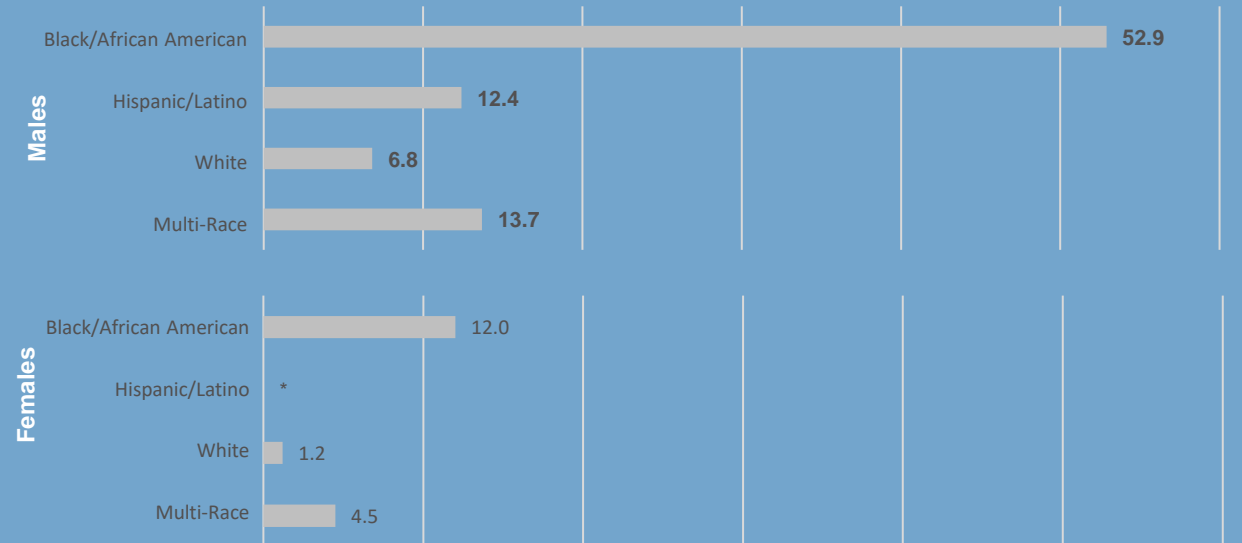
24

Transgender Persons

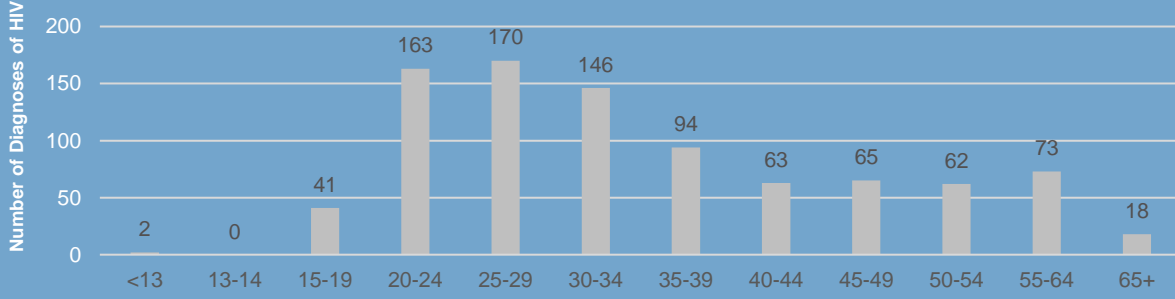


Rates of Reported New Diagnoses of HIV Infection by Selected Race/Ethnicity, Ohio, 2020

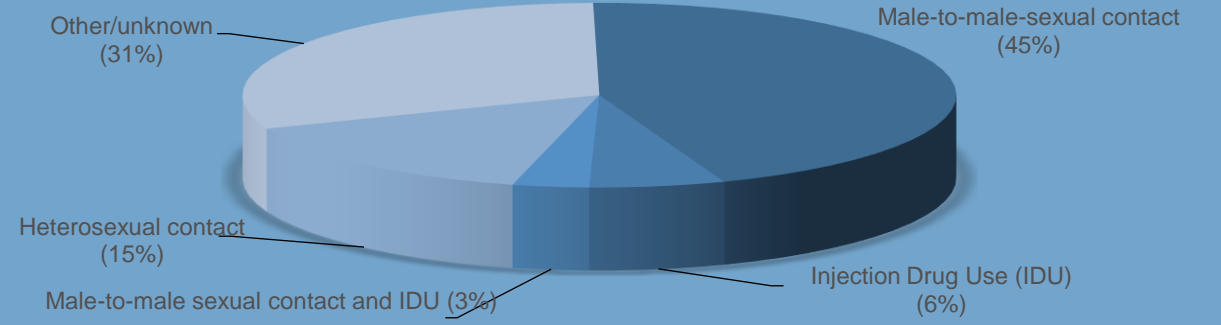
Asterisk (*) indicates rate not calculated for case count <5 due to unstable rates.



Reported New Diagnoses of HIV by Age Group, Ohio, 2020 (n=897)



Transmission Category



Reported new diagnoses of HIV infection include persons with a diagnosis of HIV (not AIDS), a diagnosis of HIV and an AIDS diagnosis within 12 months (HIV & later AIDS), and concurrent diagnoses of HIV and AIDS (AIDS) who were residents of Ohio at time of initial diagnosis. New diagnoses of HIV infection represent all persons confidentially tested and reported with a diagnosis of HIV infection not previously reported to the Ohio Department of Health (ODH).

Males and Females refer to sex assigned at birth. Rates are calculated per 100,000 population.

Source: Ohio Department of Health, HIV Surveillance Program. Data reported through June 30, 2021.

<https://odh.ohio.gov/wps/portal/gov/odh/know-our-programs/hiv-aids-surveillance-program>