

Data to Care Evaluation, Ohio

NIC list generated:	08/01/2019		02/07/2020		08/01/2020		05/01/2021	
	Total	Percent (%)	Total	Percent (%)	Total	Percent (%)	Total	Percent (%)
Total # of persons presumed to be Not-in-Care (NIC) (a):	2,425*		1,516*		1,470*		1,282*	
Total # of persons prioritized for investigation (b): <small>Included for investigation = Yes</small>	854^	35% (b/a)	827^	55% (b/a)	648^	44% (b/a)	1,234^	96% (b/a)
Total # of persons investigated (c): <small>Included for investigation = Yes and not deceased</small>	844	99% (c/b)	819	99% (c/b)	642	99% (c/b)	1,222	99% (c/b)
Total # of persons contacted (d): <small>Patient contact/field investigation in addition to or in place of database/record search</small>	317	38% (d/c)	155	19% (d/c)	59	9% (d/c)	127	10% (d/c)
Total # of persons confirmed to be NIC (e): <small>Investigation Disposition = 4 – Not in care</small>	95	11% (e/c)	54	7% (e/c)	26	4% (e/c)	71	6% (e/c)
Total # of persons linked to care (f):	16	17% (f/e)	12	22% (f/e)	5	19% (f/e)	24	34% (f/e)
Total # of persons linked to support services (g):	7	2% (g/d)	0	0% (g/d)	6	10% (g/d)	8	6% (g/d)
Note:	*Original total = 2,434. Nine persons removed from NIC list (e.g., false positive). ^10 persons deceased.		*Original total = 1,522. Six persons removed from NIC list (e.g., false positive). ^Eight persons deceased.		*Original total = 1,473. Three persons removed from NIC list (e.g., false positive). ^Six persons deceased.		*Original total = 1,293. Eleven people removed from NIC list (e.g., false positive, duplicate). ^12 persons deceased.	

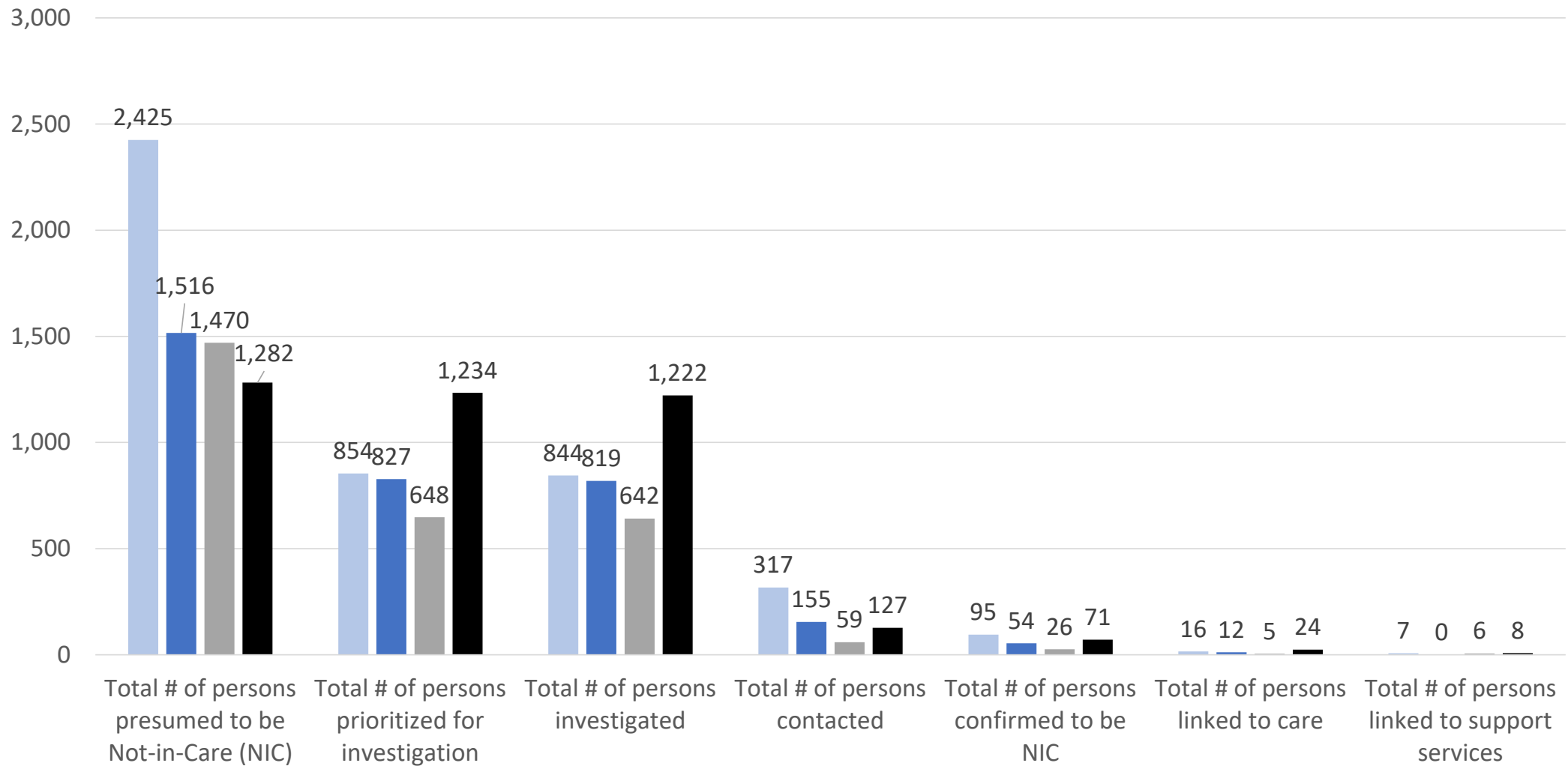
08/01/2019 NIC list included persons diagnosed with HIV in the last five years with no evidence of care in the past 12 months for Regions 1-10 and all persons diagnosed with HIV with no evidence of care in the past 12 months for Region 11.

02/07/2020 and 08/01/2020 NIC lists included persons diagnosed with HIV in the last 10 years with no evidence of care in the past 18 months.

05/01/21 NIC list included persons diagnosed with HIV in the last 10 years with no evidence of care in the past 18 months for Regions 1-4 and 6-10, persons diagnosed with HIV in the last 15 years with no evidence of care in the past 18 months for Region 5, and persons diagnosed with HIV in the last 5 years with no evidence of care in the past 18 months for Region 11.

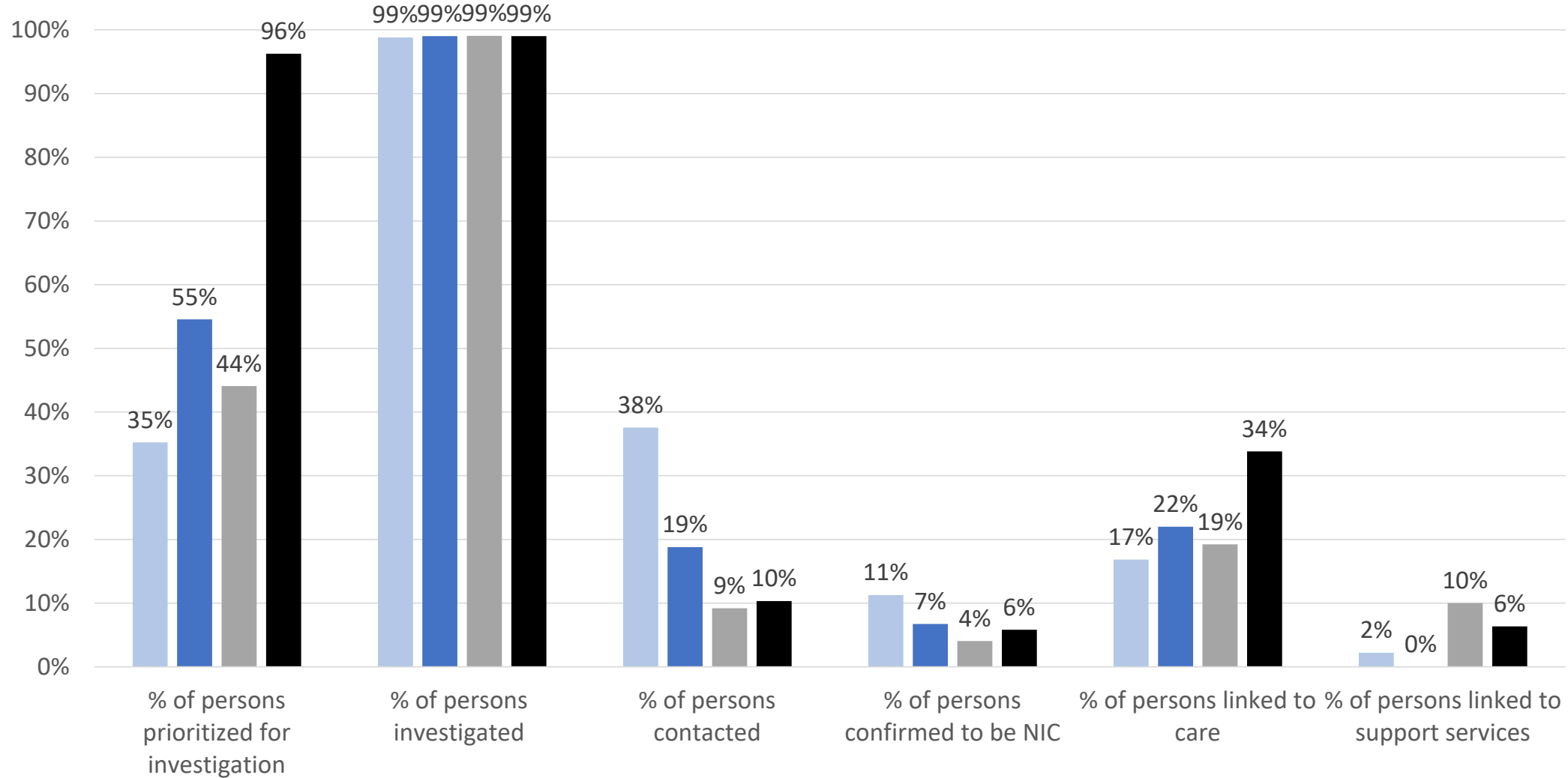
Data to Care Evaluation, Ohio

8/1/2019 (n=2,425) 2/7/2020 (n=1,516) 8/1/2020 (n=1,470) 5/1/2021 (n=1,282)

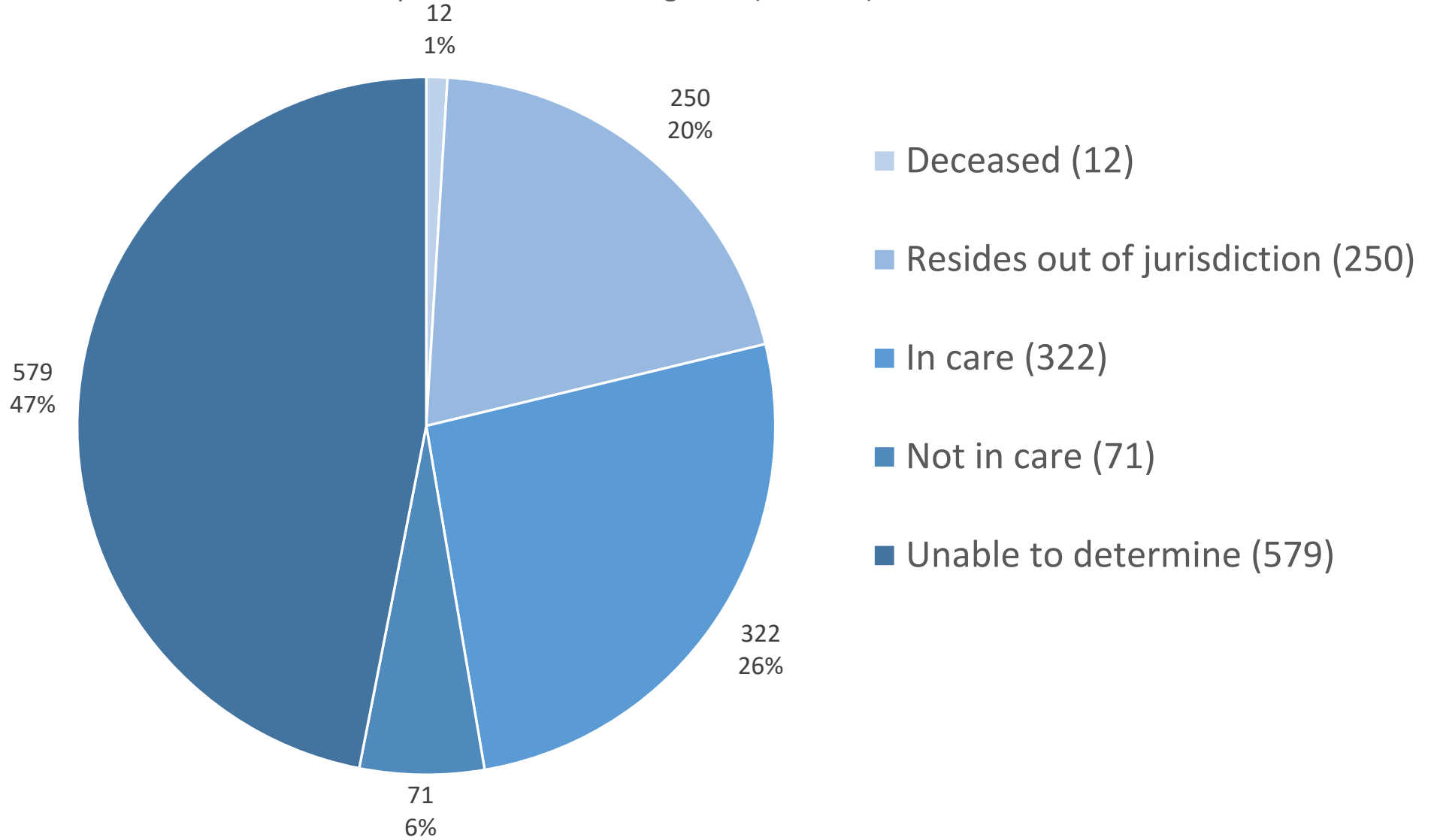


Data to Care Evaluation, Ohio

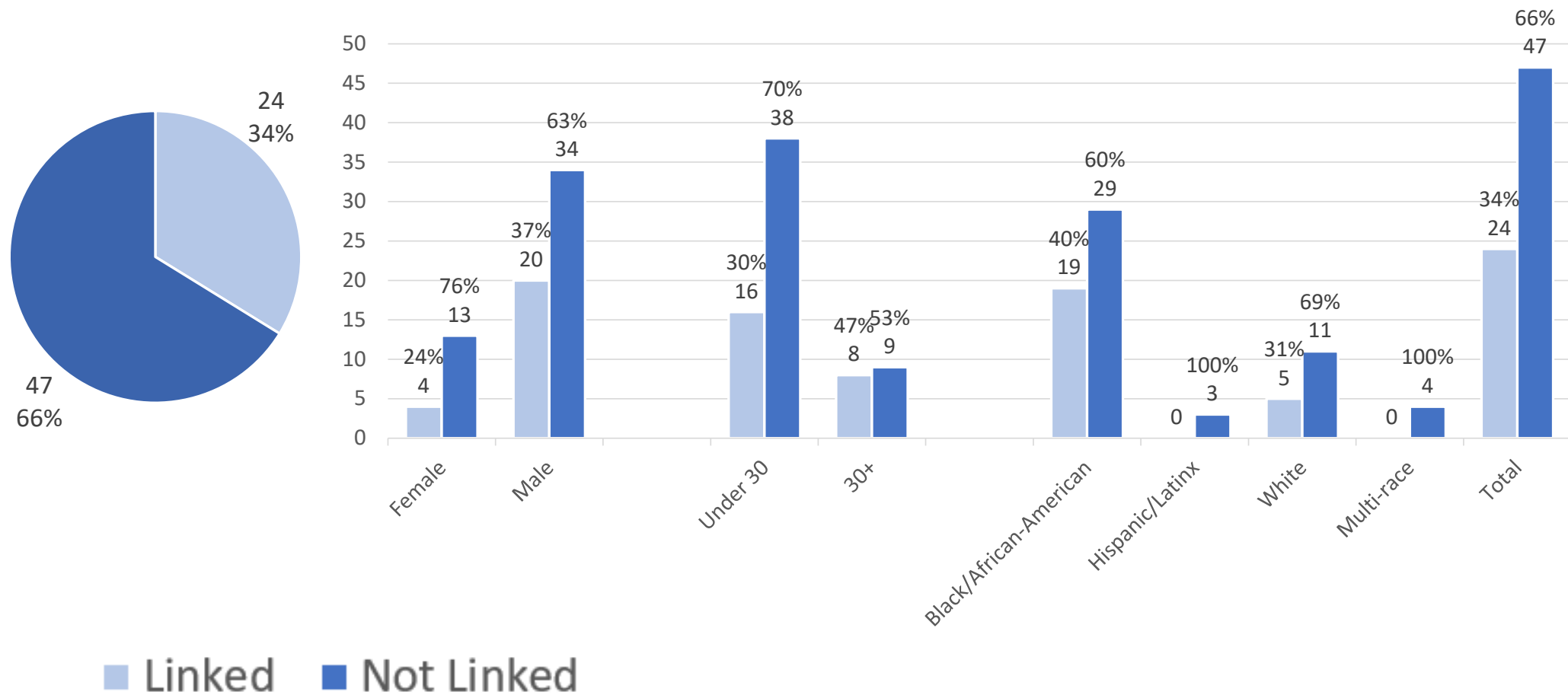
8/1/2019 (n=2,425) 2/7/2020 (n=1,516) 8/1/2020 (n=1,470) 5/1/2021 (n=1,282)



Persons prioritized for investigation (n=1,234), Ohio, 5/1/21



Persons Not in Care (confirmed) (n=71), Ohio, 5/1/21



Barriers

Barriers 08/01/2019			
Moved (n=8)	Transportation (n=3)	Homeless	Language, transportation
Contact methods (phone gets disconnected)		Medical insurance	Depression
Not comfortable with facility	Fear of recognition	Recently lost job	Financial
Rehab	Too busy	Heavy drug use, no transportation, mental health issues	
Socioeconomic factors- job loss, aging mother, alcohol abuse		History of and current drug abuse, transportation, repeated incarceration	
Barriers 02/07/2020			
COVID-19 prevented doctor visits (n=2)		Knows people who work at facility	
Barriers 08/01/2020			
Mental health issues (n=3)			
Barriers 05/01/2021			
Insurance (n=6)	Mental health (n=6)	Substance use (n=4)	Homelessness (n=3)
Medical office/Provider (n=3)	Transportation (n=3)	Denial (n=2)	Language (n=2)
COVID (2)	Incarceration	Stigma	Intellectual disability
Privacy	Moved and unfamiliar with town	Commercial sex work	Makes too much to qualify for RW
Travel for job			

Data to Care Evaluation by Region, Ohio, 8/1/2019

NIC list generated 08/01/2019	Region 1 N (%)	Region 2 N (%)	Region 3 N (%)	Region 4 N (%)	Region 5 N (%)	Region 6 N (%)	Region 7 N (%)	Region 8 N (%)	Region 9 N (%)	Region 10 N (%)	Region 11 N (%)
Total # of persons presumed to be Not-in-Care (NIC):	39	14	207	206	36	22	10	231	73	23	1,564
Total # of persons prioritized for investigation:	39 (100)	13 (93)	151 (73)	161 (78)	36 (100)	22 (100)	10 (100)	229 (99)	59 (81)	23 (100)	111 (7)
Total # of persons investigated:	39 (100)	13 (100)	149 (99)	161 (100)	36 (100)	21 (95)	10 (100)	224 (98)	58 (98)	23 (100)	110 (99)
Total # of persons contacted:	13 (33)	8 (62)	33 (22)	77 (48)	33 (92)	11 (52)	7 (70)	107 (48)	19 (33)	1 (4)	8 (7)
Total # of persons confirmed to be NIC:	4 (10)	2 (15)	29 (19)	29 (18)	4 (11)	0	2 (20)	6 (3)	6 (10)	0	13 (12)
Total # of persons linked to care:	2 (50)	1 (50)	4 (14)	0	2 (50)	0	1 (50)	0	2 (33)	0	4 (31)
Total # of persons linked to support services:	3 (23)	1 (13)	0	1 (1)	1 (3)	0	0	0	1 (5)	0	0

Data to Care Evaluation by Region, Ohio, 8/1/2020

NIC list generated 08/01/2020	Region 1 N (%)	Region 2 N (%)	Region 3 N (%)	Region 4 N (%)	Region 5 N (%)	Region 6 N (%)	Region 7 N (%)	Region 8 N (%)	Region 9 N (%)	Region 10 N (%)	Region 11 N (%)
Total # of persons presumed to be Not-in-Care (NIC):	48	38	324	174	51	31	21	259	115	17	392
Total # of persons prioritized for investigation:	39 (81)	0	119 (37)	24 (14)	51 (100)	18 (58)	12 (57)	249 (96)	113 (98)	13 (76)	10 (3)
Total # of persons investigated:	39 (100)	0	118 (99)	24 (100)	50 (98)	17 (94)	12 (100)	247 (99)	113 (100)	13 (100)	9 (90)
Total # of persons contacted:	6 (15)	0	7 (6)	3 (13)	14 (28)	2 (12)	1 (8)	7 (3)	18 (16)	0	1 (11)
Total # of persons confirmed to be NIC:	7 (18)	0	5 (4)	2 (8)	2 (4)	0	0	4 (2)	5 (4)	0	1 (11)
Total # of persons linked to care:	0	0	1 (20)	2 (100)	0	0	0	2 (50)	0	0	0
Total # of persons linked to support services:	0	0	2 (29)	0	2 (14)	0	1 (100)	0	1 (6)	0	0

Data to Care Evaluation by Region, Ohio, 5/1/2021

NIC list generated 05/01/2021	Region 1 N (%)	Region 2 N (%)	Region 3 N (%)	Region 4 N (%)	Region 5 N (%)	Region 6 N (%)	Region 7 N (%)	Region 8 N (%)	Region 9 N (%)	Region 10 N (%)	Region 11 N (%)
Total # of persons presumed to be Not-in-Care (NIC):	50	40	316	168	63	36	26	264	127	32	160
Total # of persons prioritized for investigation:	45 (90)	22 (55)	316 (100)	168 (100)	63 (100)	31 (86)	24 (92)	261 (99)	127 (100)	17 (53)	160 (100)
Total # of persons investigated:	45 (100)	22 (100)	315 (100)	167 (99)	63 (100)	31 (100)	23 (96)	256 (98)	126 (99)	17 (100)	157 (98)
Total # of persons contacted:	4 (9)	2 (9)	35 (11)	14 (8)	10 (16)	0	0	1 (<1)	38 (30)	1 (6)	22 (14)
Total # of persons confirmed to be NIC:	4 (9)	0	25 (8)	5 (3)	3 (5)	0	0	0	18 (14)	0	16 (10)
Total # of persons linked to care:	1 (25)	0	9 (36)	0	1 (33)	0	0	0	3 (17)	0	10 (63)
Total # of persons linked to support services:	0	0	0	0	1 (10)	0	0	0	0	1 (100)	6 (27)