

Mahoning County

There were 15 infant deaths in Mahoning County in 2016.

County Highlights

Between 2015 - 2016, Mahoning County experienced a...

- Decrease in the proportion of black infants with low birth weight (<2,500 grams);
- Decrease in the overall proportion of women with unhealthy pregnancy intervals; and
- 3.3% reduction in the number of teen births.

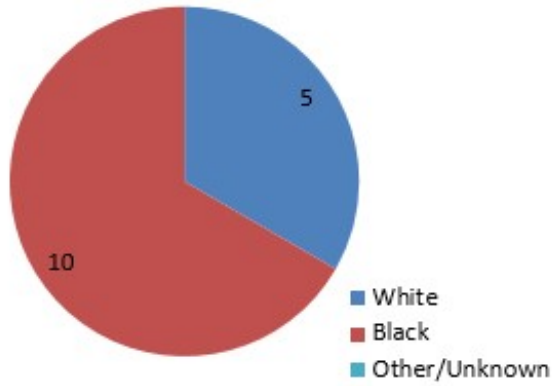


Infant Mortality Rate, Ohio & Mahoning County, 2007-2016

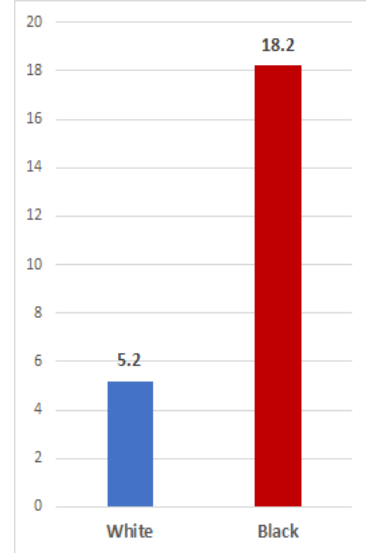


Infant Deaths by Race

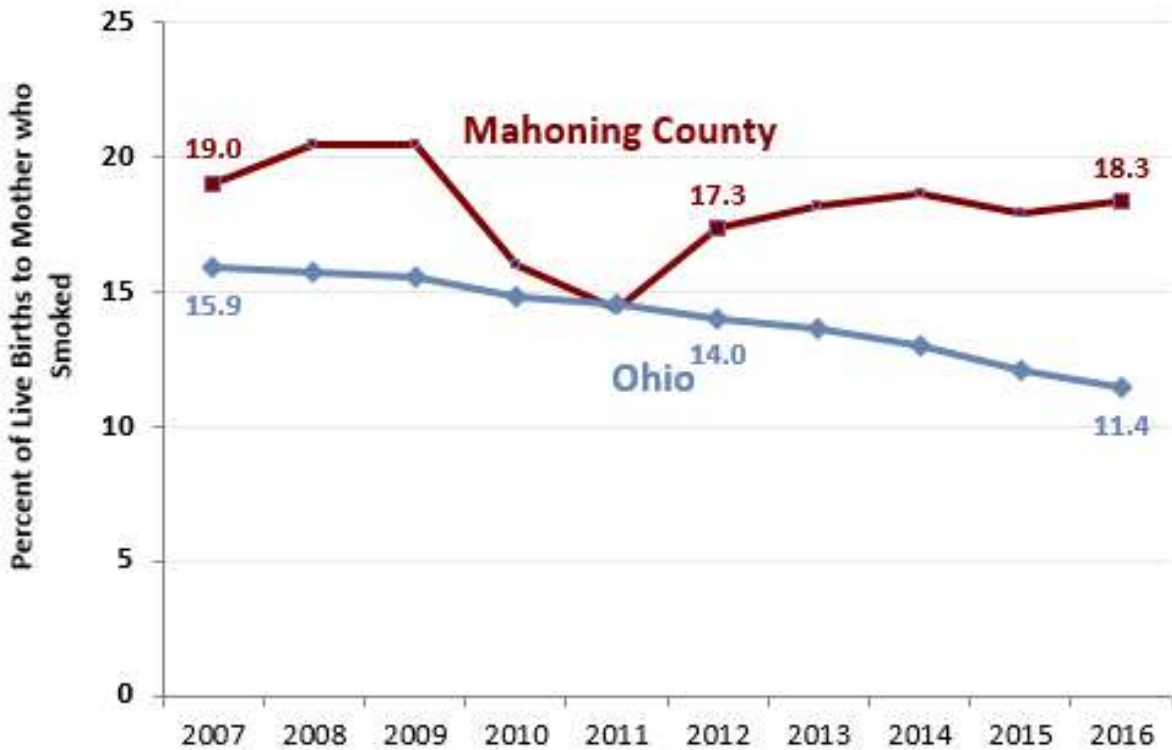
Number of Infant Deaths, 2016



2012-2016 Death Rate per 1,000 live births



Mother's Third Trimester Smoking Status, Ohio & Mahoning County, 2007-2016



**Interpregnancy Intervals (birth to conception) among Singleton Births
Ohio & Mahoning County, 2016**

	Ohio			Mahoning		
	All Races	White	Black	All Races	White	Black
< 18 months	36.3%	37.0%	36.4%	36.5%	35.2%	39.7%

**Infant Deaths by Gestational Age,
Mahoning County, 2016**

Gestational Age	Number of Deaths
< 20 Weeks	0
20-23 Weeks	5
24-27 Weeks	1
28-33 Weeks	1
34-36 Weeks	2
37-41 Weeks	6
≥ 42 Weeks	0
Unknown	0

**Infant Deaths by Birth Weight,
Mahoning County, 2016**

Birthweight (grams)	Number of Deaths
< 1500	7
1500-2499	2
2500-3999	3
4000+	0
Unknown/Not Linked	0

Note: Missing birth weight data is common for infant deaths.

Entry into 1st Trimester Prenatal Care, Mahoning County, 2015 and 2016

