



Department
of Health

Directions to complete Early Childhood Health courses through OhioTRAIN



Department
of Health

For additional assistance, contact:

Katie Dean

mary.dean@odh.ohio.gov

614-752-7501

Maria Jirousek

maria.jirousek@odh.ohio.gov

614-644-9706

Stefanie Lynn

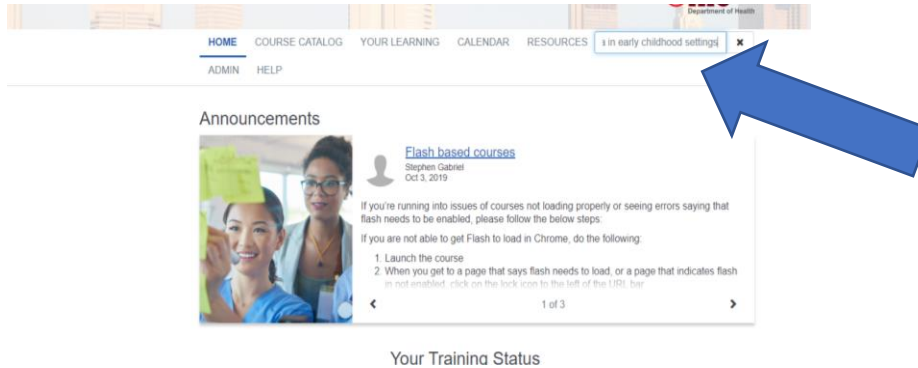
stefanie.lynn@odh.ohio.gov

614-728-8369

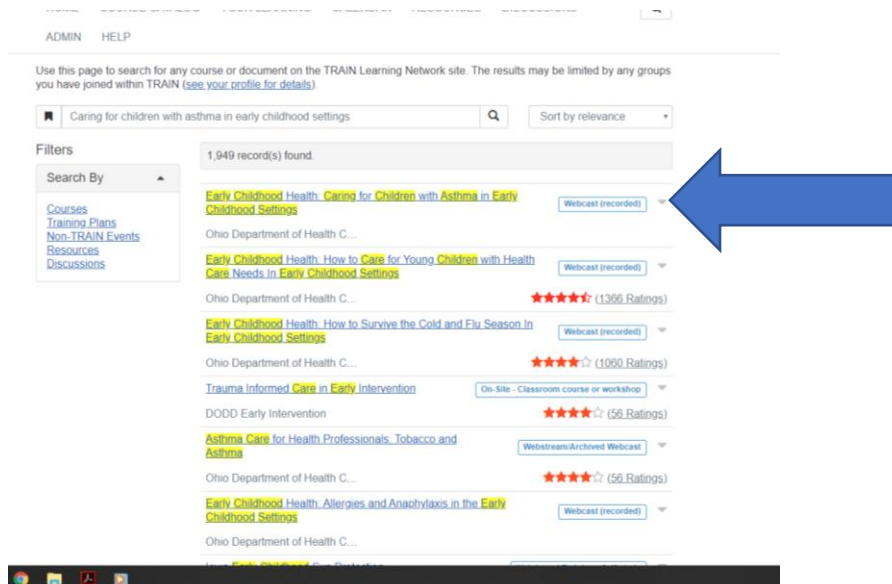
Please see the instructions on the following pages.

Registration

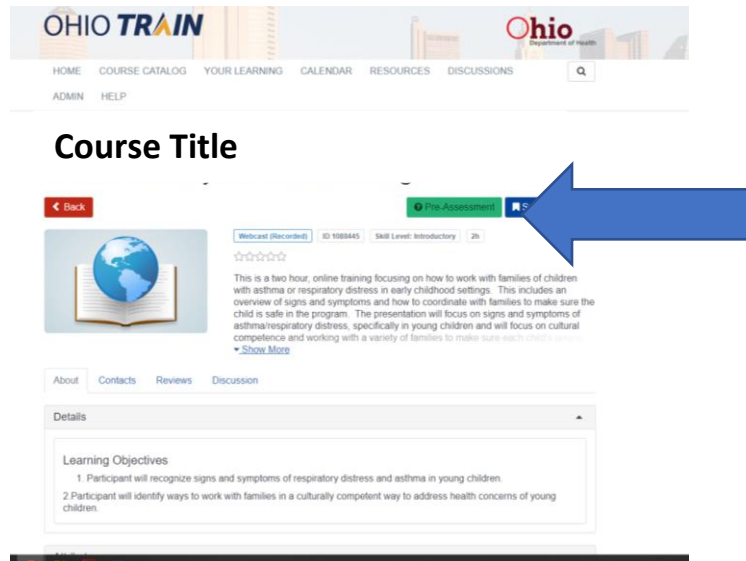
1. Navigate to train.org/odh/home.
2. Log in to OhioTRAIN or create a new account. If multiple OhioTRAIN users share one computer/device, double check that your name appears in the upper right corner.
3. Search for the OhioTRAIN course number or title in the search bar.



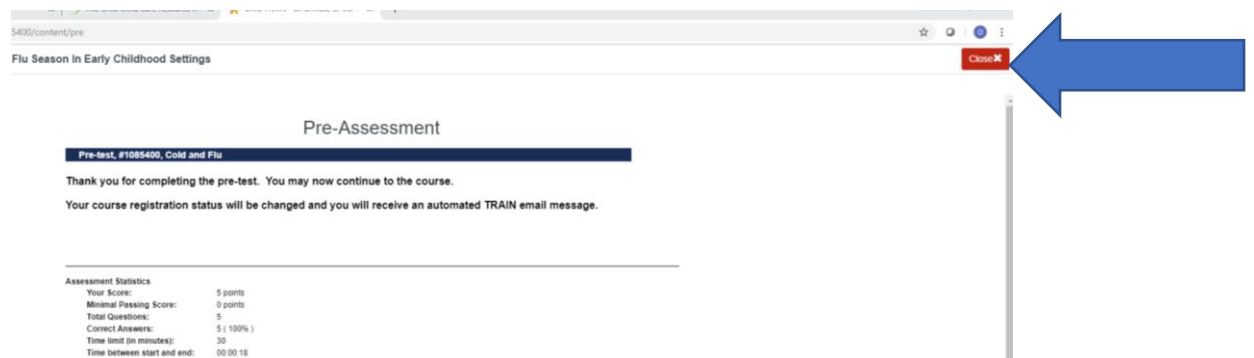
4. Click on the course title in the search list.



5. Take the pre-assessment by clicking the green “Pre-Assessment” button. You will have one attempt to complete the pre-assessment.



6. After completing the pre-assessment, close out of the window to be re-directed back to the course.



7. To begin the course, click on the green “Launch” button.

The screenshot shows a course page with the title "Course Title". At the top right, there are buttons for "Back", "Withdraw", and "Launch". A large blue arrow points to the "Launch" button. Below the buttons, there is a course icon (a globe on an open book), a status bar with "In Progress", "Webcast (Recorded)", "ID 1088445", "Skill Level: Introductory", and "2h", and a five-star rating. The main text describes a two-hour online training about working with families of children with asthma or respiratory distress. Below the text are tabs for "About", "Contacts", "Reviews", and "Discussion". A "Details" section is expanded to show "Learning Objectives":

1. Participant will recognize signs and symptoms of respiratory distress and asthma in young children.
2. Participant will identify ways to work with families in a culturally competent way to address health concerns of young children.

8. After the training is complete, close out of the window to return to the course home. Hit the green “mark complete” box.

The screenshot shows the same course page as above, but with the "Mark Completed" button highlighted by a large blue arrow. The "Details" section is still expanded to show the "Learning Objectives":

1. Participant will recognize signs and symptoms of respiratory distress and asthma in young children.

9. Then it will direct you to the assessment. Click the “Assessment” button to start the post-test.

Course Title

The screenshot shows a course page with a red 'Back' button on the left and a green 'Assessment' button on the right. A large blue arrow points to the 'Assessment' button. The course status is 'Post-Assessment Pending'. Below the course title is a globe icon on an open book. The course description is: 'This is a two hour, online training focusing on how to work with families of children with asthma or respiratory distress in early childhood settings. This includes an overview of signs and symptoms and how to coordinate with families to make sure the child is safe in the program. The presentation will focus on signs and symptoms of asthma/respiratory distress, specifically in young children and will focus on cultural competence and working with a variety of families to make sure each child's unique'. There is a 'Show More' link. Below the course title are tabs for 'About', 'Contacts', 'Reviews', and 'Discussion'. A 'Details' section is expanded to show 'Learning Objectives':

1. Participant will recognize signs and symptoms of respiratory distress and asthma in young children.
2. Participant will identify ways to work with families in a culturally competent way to address health concerns of young children.

9. Once you complete the post-assessment, you can close the screen and click on the green “take evaluation” button.

Course Title

The screenshot shows the same course page as above, but the status is now 'Evaluation Pending'. The green 'Assessment' button has been replaced by a green 'Take Evaluation' button, which is highlighted by a large blue arrow. The rest of the page content, including the globe icon, course description, and learning objectives, remains the same.



Department
of Health

10. You will now see this screen once you have completed the evaluation.

Evaluation

Evaluation for #1085400

The evaluation is finished.

Your course registration status will be changed and you will receive an automated TRAIN email message.

(151)

It may take up to 14 business days for your credit to appear on OCCRRA's site. If it has been longer than that, please contact Katie Dean at 614-752-7501 or mary.dean@odh.ohio.gov



Department
of Health