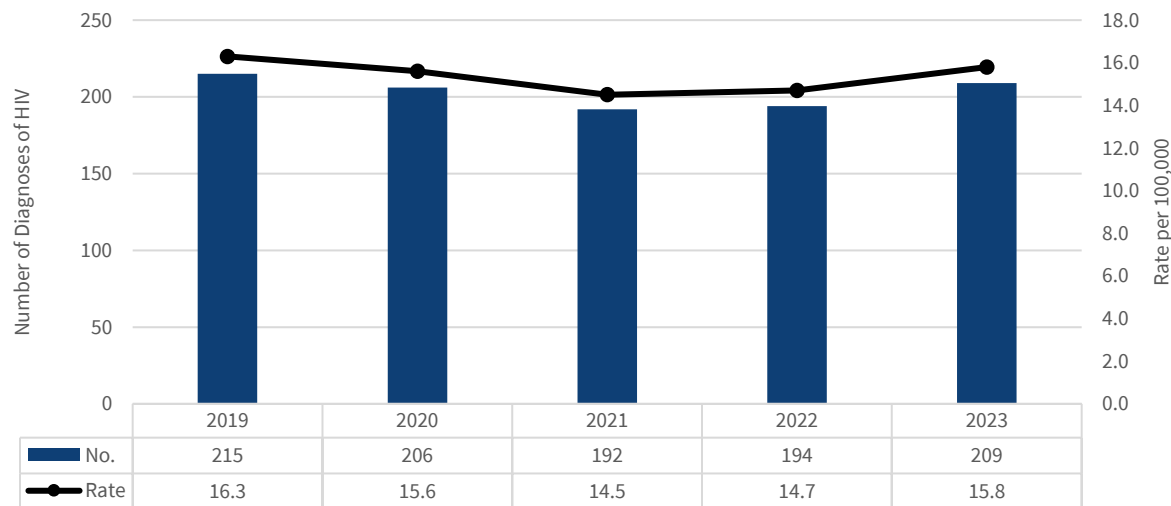




# Ending the HIV Epidemic in Franklin County

- In 2023, there were 209 reported new diagnoses of HIV in Franklin County (rate = 15.8 per 100,000).
- Seventy-six percent (n=158) of new diagnoses were among males, and 57% (n=119) were among Black/African American people.
- The rate of new diagnoses among Black/African American people was nearly six times higher than that among White people.
- Fifty-three percent (n=111) of new diagnoses were among persons between the ages of 20 and 34 years.
- Male-to-male sexual contact was the transmission category for 59% (n=93) of males, and heterosexual contact was the transmission category for 75% (n=38) of females.
- Seventy-nine percent of persons aged ≥13 years diagnosed with HIV in Franklin County in 2022 were linked to care within 30 days of diagnosis.

Reported New Diagnoses of HIV Infection, Franklin County, 2019-2023



Reported new diagnoses of HIV infection include persons with a diagnosis of HIV (not AIDS), a diagnosis of HIV and an AIDS diagnosis within 12 months (HIV & later AIDS), and concurrent diagnoses of HIV and AIDS (AIDS), who were residents of Ohio at time of initial diagnosis. New diagnoses of HIV infection represent all persons confidentially tested and reported with a diagnosis of HIV infection, not previously reported to the Ohio Department of Health (ODH).

Males and females refer to sex assigned at birth. Rates are calculated per 100,000 population.

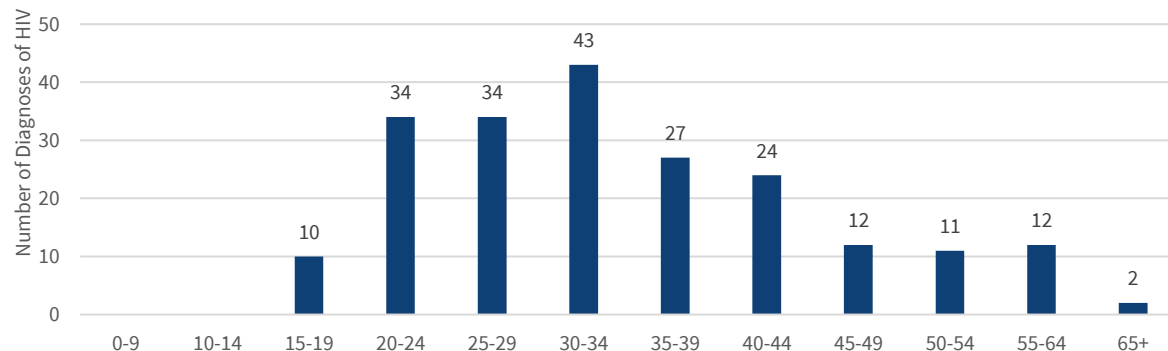
Source: Ohio Department of Health, HIV Surveillance Program. Data reported through June 30, 2024.

- 2030 Goal: 23 reported new diagnoses of HIV.

Ohio Department of Health  
Bureau of HIV, STI, and Viral Hepatitis  
HIV Surveillance Program  
246 N. High St.  
Columbus, OH 43215  
614-387-2722

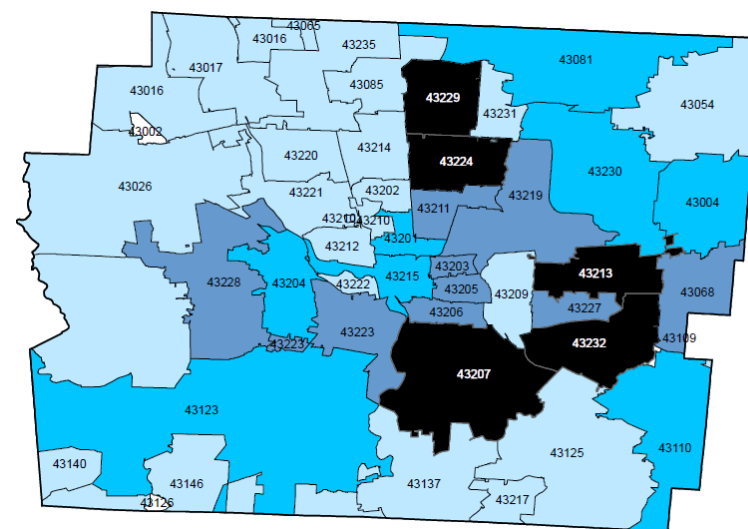
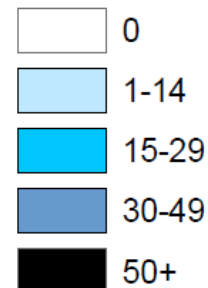


Reported New Diagnoses of HIV Infection by Age Group, Franklin County, 2023



Reported New Diagnoses of HIV by ZIP Code, Franklin County, 2019-2023

## New Diagnoses, 2019-2023





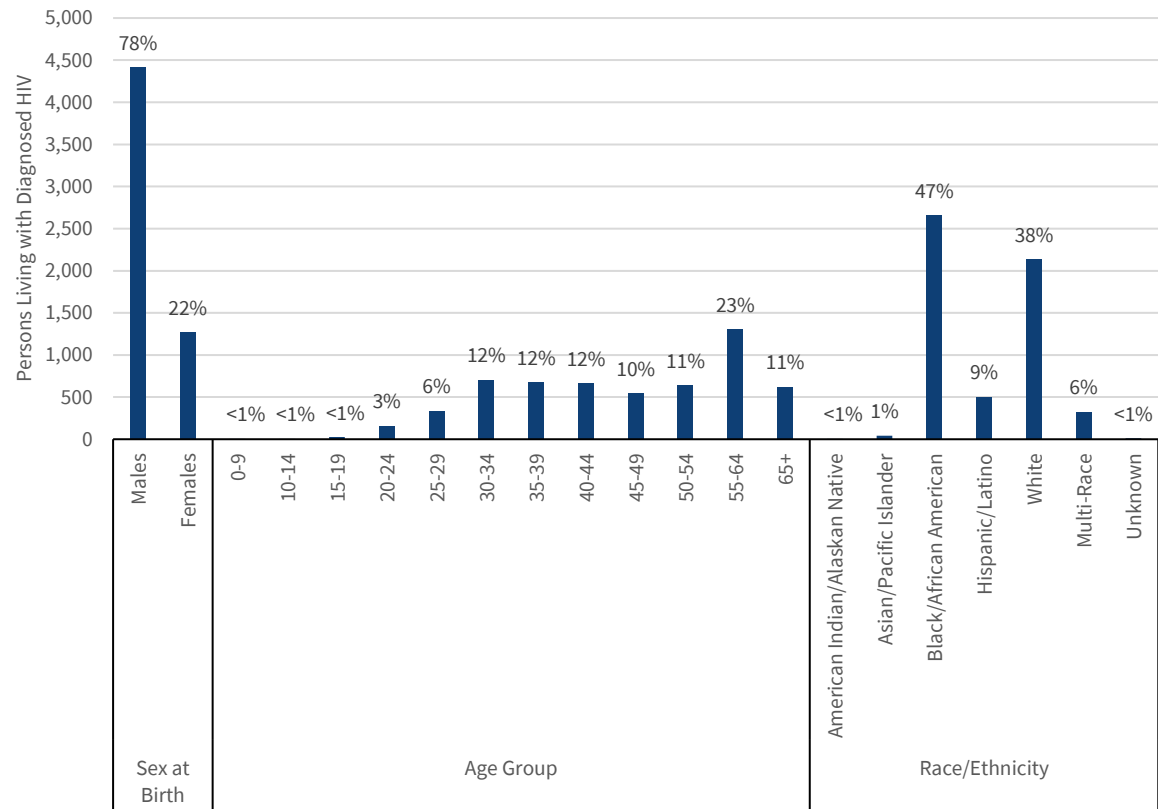
# Ending the HIV Epidemic in Franklin County

- 2030 Goal: 23 reported new diagnoses of HIV.

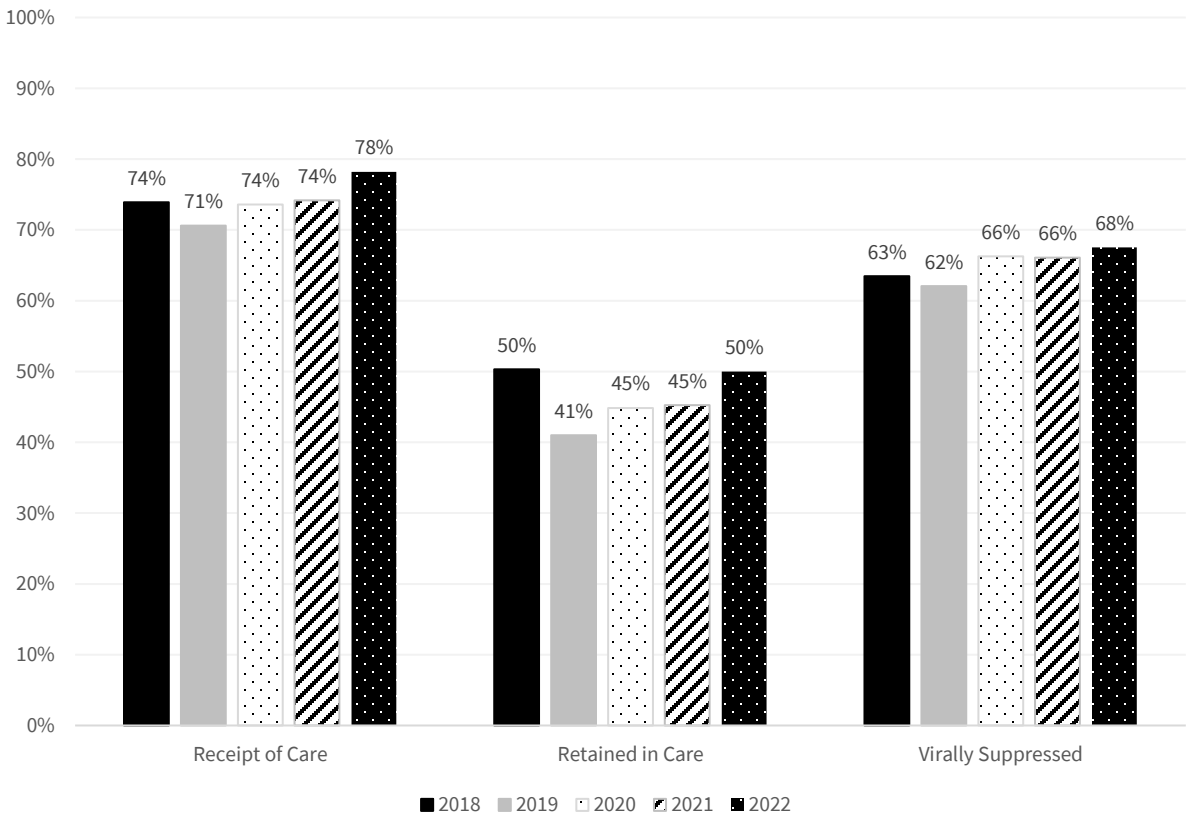
Ohio Department of Health  
Bureau of HIV, STI, and Viral Hepatitis  
HIV Surveillance Program  
246 N. High St.  
Columbus, OH 43215  
614-387-2722



Persons Living with Diagnosed HIV Infection, Franklin County, 2023 (n=5,681, rate=428.4 per 100,000)



Persons Living with Diagnosed HIV-Continuum of Care, Franklin County, 2018-2022



Living with diagnosed HIV infection represents all persons living in Ohio ever diagnosed and reported with HIV and/or AIDS who have not been reported as having died as of Dec. 31 of the corresponding year, regardless of whether the person was a resident of Ohio at time of initial HIV and/or AIDS diagnosis.

Males and females refer to sex assigned at birth. Rates are calculated per 100,000 population.

Receipt of Care: Having at least one CD4 and/or viral load (VL) test through the end of the following year (e.g., living with HIV as of Dec. 31, 2022, and having a CD4/VL test in 2023).

Retained in Care: Having at least two CD4 and/or VL tests at least three months apart through the end of the following year (e.g., living with HIV as of Dec. 31, 2022, and having at least two CD4/VL tests three months apart in 2023).

Virally Suppressed: The most recent VL test in the following year was <200 copies/mL (e.g., living with HIV as of Dec. 31, 2022, and the most recent VL test in 2023 was <200 copies/mL).

Denominator: The number of persons aged ≥13 years living with HIV infection through the end of each year, and still living in Franklin County at the end of the next year (e.g., living with HIV as of Dec. 31, 2022, and still living in Franklin County as of Dec. 31, 2023).

Source: Ohio Department of Health, HIV Surveillance Program. Data reported through June 30, 2024.

<https://odh.ohio.gov/wps/portal/gov/odh/know-our-programs/hiv-aids-surveillance-program>